

**PEACE, JUSTICE AND RECONCILIATION IN SIERRA  
LEONE: A SURVEY OF KNOWLEDGE AND  
ATTITUDES TOWARDS TRANSITIONAL  
INSTITUTIONS IN POST-CONFLICT SIERRA LEONE**



**BBC World Service Trust, International Center for  
Transitional Justice, Search for Common Ground**

**August 2008**



This publication has been produced with the assistance of the European Union, the Netherlands Ministry of Foreign Affairs and Humanity United.

SUMMARY OF KEY FINDINGS.....	3
<i>Media and access to information</i> .....	3
<i>Trust in media and perceptions of media freedom</i> .....	3
<i>Knowledge and attitudes towards the Truth and Reconciliation Commission in Sierra Leone</i> .....	4
<i>Knowledge and attitudes towards the Security Sector Reform (SSR) programme</i> .....	5
<i>Immediate needs and justice priorities</i> .....	6
<i>Special Court for Sierra Leone and the Charles Taylor Trial</i> .....	6
INTRODUCTION.....	7
<i>Background</i> .....	8
Truth and Reconciliation Commission.....	9
The Special Court for Sierra Leone.....	10
<i>Methodology</i> .....	12
Sampling approach.....	12
Demographics of the sample.....	12
Sample distribution.....	13
<i>Access to radio and frequency of radio listening</i> .....	17
<i>Coverage of specific social issues on the radio</i> .....	19
<i>Perceived freedom of radio broadcasters from government</i> .....	21
<i>Sources of information, and levels of trust in sources of information</i> .....	23
ATTITUDES TOWARDS PEACE AND RECONCILIATION.....	25
EXTENT OF KNOWLEDGE ABOUT THE TRUTH & RECONCILIATION COMMISSION FOR SIERRA LEONE.....	26
<i>Awareness of TRC and its core functions</i> .....	26
ATTITUDES TOWARDS THE TRC.....	31
<i>Perceptions of the TRC's contribution to reconciliation</i> .....	31
<i>Perceptions of the TRC's contribution to truth</i> .....	32
<i>Perceptions of the TRC's contribution to justice</i> .....	34
<i>Perceptions of the TRC's contribution to creating an accurate account of what happened during the conflict</i> .....	35
POST TRC & REPARATIONS.....	37
AWARENESS OF AND ATTITUDES TOWARDS SECURITY SECTOR REFORM.....	45
<i>Awareness of reform of the police force of Sierra Leone</i> .....	45
<i>Awareness of and attitudes towards the reformed army</i> .....	48
IMMEDIATE NEEDS AND JUSTICE PRIORITIES.....	53
<i>Trials for wrongdoing</i> .....	53
SPECIAL COURT FOR SIERRA LEONE AND CHARLES TAYLOR TRIAL.....	59
<i>Awareness and attitudes towards the Special Court for Sierra Leone</i> .....	59
<i>Success of the Special Court for Sierra Leone at communicating its work</i> .....	61
<i>Attitudes to the Special Court for Sierra Leone</i> .....	62
<i>Awareness and attitudes towards the Charles Taylor Trial</i> .....	69

## SUMMARY OF KEY FINDINGS

This report presents the findings from a survey carried out in Sierra Leone during June and July 2007. The survey was carried out by the BBC World Service Trust, together with the International Center for Transitional Justice (ICTJ)<sup>1</sup>, and Search for Common Ground<sup>2</sup>. The survey was of 1,717 adults aged 18-59 years, and was carried out in nine districts across Sierra Leone.

The aims of the survey were to explore a number of issues around transitional justice following the end of the civil conflict in 2002, and to explore patterns of media consumption and key information sources for what is happening in Sierra Leone.

### *Media and access to information*

- Radio is the main source of information for people in Sierra Leone about what is happening in their country. 90% of respondents report owning or having access to a working radio, of those 70% of men and 56% of women report that they listen to radio every day or nearly every day. 25% of respondents report reading newspapers for information about what is happening in Sierra Leone, and 13% report getting information through television. A large proportion of people report getting information from friends, family and work colleagues.
- Access to all media is lower among women than men, and among people with no formal education. There are also variations in access to media across sample counties, with access to radio being lower than average in Portloko, Kono, Bo and Kailahun.
- People with no education (who form 30% of the sample) have access to a lower number of information sources on what is happening in their country.

### *Trust in media and perceptions of media freedom*

- Radio is the most trusted source of information in Sierra Leone, with 72% of radio listeners reporting that they have complete trust in it. This compares with 27% (of newspaper readers) who have complete trust in newspapers, and 13% who have complete trust in information that comes from 'people'.
- 46% of respondents think that radio is free from government, and 49% believe that newspapers are free to publish what they wish without getting into trouble.
- However, 26% of respondents do not think that radio stations in Sierra Leone can operate free from government. 26% do not think that newspapers are free to publish what they wish without getting into trouble,

---

<sup>1</sup> For detailed information on the International Center for Transitional Justice, go to <http://www.ictj.org/>

<sup>2</sup> For detailed information on Search for Common Ground, go to <http://www.sfcg.org/>

and 26% do not believe that journalists are free to say or write what they want, without getting into trouble.

### *Knowledge and attitudes towards the Truth and Reconciliation Commission in Sierra Leone*

- The majority of respondents (89%) report that they are aware of the Truth and Reconciliation Commission (TRC), although a far lower proportion (23%) report that they are aware of the recommendations of the final report of the TRC.
- Of those who were aware of the recommendations, 66% of men and 52% of women think that the government has been successful at implementing the recommendations. 12% of men and 8% of women think the government has been unsuccessful at implementing the recommendations.
- 27% of respondents think that the TRC's contribution to reconciliation has been good or excellent and 7% think that it has been fair or poor. 69% of respondents think that the TRC's contribution to truth has been good or excellent but 10% think that it has been fair or poor. This compares to 57% who think that its contribution to justice has been good or excellent and 56% who think that its contribution to creating an accurate account of what happened during the conflict has been good or excellent.

### *Post TRC and Reparations*

- 92% of respondents were aware of the National Commission for Social Action (NaCSA), 90% were aware of the Sierra Leone Poverty Awareness Strategy (PRSP) and less than a quarter were aware of the National Vision Campaign.
- 66% of respondents were aware of reparations that had been made to victims of war. The most frequently mentioned types of reparations that respondents were aware of included housing (74%), food (44%), skills/training (37%) and physical/mental care (29%).
- 30% of respondents thought that reparations should be made to individuals, 25% thought that reparations should be made to communities and 45% both to individuals and communities.
- A large majority of respondents felt that the situation for both women (70%) and children (78%) was much improved or improved a little since the end of the conflict. 15% thought the situation for women was much worse or a little worse for women and 14% thought the situation was much worse or a little worse for children.

*Knowledge and attitudes towards the Security Sector Reform (SSR) programme*

- 74% of respondents report being aware of changes to the police and army since the end of the conflict in Sierra Leone. Men (81%) are more likely to be aware of the changes than women (65%). Those with no formal education (58%) are less likely to be aware than people with higher levels of education (85% of those who had completed high school).
- 71% of respondents think that the country's new police service will protect people's rights, but only 25% think that there is no corruption in the new police service.

### *Immediate needs and justice priorities*

- 88% of respondents report that they think that people who were involved in wrongdoings during the conflict should be put on trial. There is greater support for trials for commanders and/or leaders of fighting factions than there is for low-ranking combatants. 87% of respondents report thinking that commanders or leaders should be put on trial, compared with just over a quarter who think the same for low-ranking combatants.
- Nearly two thirds of respondents think that the national courts in Sierra Leone can be trusted to bring about justice on the people involved in wrongdoing during the war.
- Around a quarter of respondents had heard of the Justice Sector Development Programme for Sierra Leone and of those 84% thought it had brought about improvement.

### *Special Court for Sierra Leone and the Charles Taylor Trial*

There is widespread awareness of the Special Court for Sierra Leone (SCSL) (98% of men and 94% of women). 89% of respondents had heard of the Charles Taylor trial. Respondents with lower levels of education are less likely than those with higher levels to be aware of the SCSL, and women are less likely to be aware than men.

- 73% of respondents thought that prosecutions at the SCSL would be a deterrent to others committing the same crimes.
- 77% think that the SCSL will achieve justice and 76% agree that it can be trusted to bring justice to those involved in wrongdoing during the war.
- 68% of respondents think that the performance of the SCSL has been positive. However, 71% of respondents stated that there are things they think the Special Court could do better.

## INTRODUCTION

This report presents the findings from a survey carried out in Sierra Leone during June and July 2007. The survey was carried out by the BBC World Service Trust, together with the International Center for Transitional Justice (ICTJ)<sup>3</sup>, and Search for Common Ground<sup>4</sup>. The survey was of 1,717 adults aged 18-59 years, and was carried out in nine districts across Sierra Leone.

The aims of the survey were to explore a number of issues around transitional justice following the end of the civil conflict in 2002, and to explore patterns of media consumption and key information sources for what is happening in Sierra Leone. Specifically, five questions were explored:

- i) What are the justice priorities for Sierra Leone as the country moves towards stability?
- ii) What are the levels of knowledge about, and attitudes towards the work of the Truth and Reconciliation Commission (TRC) in Sierra Leone?
- iii) What are the levels of knowledge and attitudes towards security sector reforms, including the establishment of a new, professionalized police service and national army?
- iv) What are the levels of knowledge about, and attitudes towards the Special Court for Sierra Leone and the Charles Taylor Trial?
- v) What role do the media play in informing people about the operations of the TRC and judicial processes?
- vi) How much trust do respondents place in different sources of information, and what are their perceptions of media freedoms?

The survey in Sierra Leone is one of five being carried out by the BBC World Service Trust and the ICTJ, across five countries in Africa which are making the transition from conflict to stability. The countries included in this project are:

- Liberia;
- Sierra Leone;
- Uganda;
- Democratic Republic of the Congo; and
- Burundi

The surveys complement a programme of intensive training work with broadcast and print journalists delivered by BBC World Service Trust and ICTJ in each of the five countries. The training programme is designed to strengthen the role of the media in post-conflict countries, working towards the independent, impartial and accurate reporting of transitional justice processes. The project is funded by the **European Union** ([http://ec.europa.eu/europeaid/index\\_en.htm](http://ec.europa.eu/europeaid/index_en.htm)) and the **Dutch government** (<http://www.minbuza.nl/en/home>), with additional funds from the US-based nongovernmental organisation **Humanity United**. (<http://www.humanityunited.org/>)

---

<sup>3</sup> For detailed information on the International Centre for Transitional Justice, go to <http://www.ictj.org/>

<sup>4</sup> For detailed information on Search for Common Ground, go to <http://www.sfcg.org/>

## ***Background***

Sierra Leone, in West Africa, emerged from a decade of civil war in 2002, with the help of Britain, the former colonial power, and a large United Nations peacekeeping mission.

More than 17,000 foreign troops disarmed tens of thousands of rebels and militia fighters. The country now faces the challenge of reconstruction.

A lasting feature of the war, in which tens of thousands died, was the atrocities committed by the rebels, whose trademark was to hack off the hands or feet of their victims.

A UN-backed war crimes court has been set up to try those, from both sides, who bear the greatest responsibility for the brutalities.

The country is still considered a fragile state and faces the challenges of poverty, corruption and economic mismanagement.

The 70,000 former combatants who were disarmed and rehabilitated after the war have swollen the ranks of the many young people seeking employment.

Sierra Leone is rich in diamonds. The trade in illicit gems, known as "blood diamonds" for their role in funding conflicts, perpetuated the civil war. The government has attempted to crack down on cross-border diamond trafficking.

Sierra Leone has a special significance in the history of the transatlantic slave trade. It was the departure point for thousands of west African captives. The capital, Freetown, was founded as a home for repatriated former slaves in 1787.

Ernest Bai Koroma was sworn in as Sierra Leone's new president on 17 September 2007. He won 54.6% of the vote in a run-off with the incumbent vice-president Solomon Berewa.

Mr Koroma promised zero tolerance on corruption in his inaugural speech. He also said he'd fight against the mismanagement of state resources.

Addressing thousands of cheering supporters, Mr Koroma said: "We know how high your expectations are and that you have suffered for too long."

Mr Koroma's All People's Congress (APC) also won a majority in parliamentary elections held in August 2007.

He was born in northern Makeni in 1953, and is an insurance broker who says he wants to run Sierra Leone like a business concern.

His predecessor Ahmad Tejan Kabbah is credited with bringing in foreign help to rescue the country. Mr Kabbah stepped down in August 2007 after serving two terms in office.

*Source: BBC News September 2008*

[http://news.bbc.co.uk/1/hi/world/africa/country\\_profiles/1061561.stm](http://news.bbc.co.uk/1/hi/world/africa/country_profiles/1061561.stm)



## Truth and Reconciliation Commission

Sierra Leone's TRC was part of the 1999 Lomé peace agreement between the government and the rebel Revolutionary United Front (RUF) that ended nearly a decade of civil war. Although passed into law in February 2000, the TRC became operational only in late 2002, owing to a further outbreak of violence.

The Commission's mandate was to "create an impartial historical record of violations and abuses of human rights and international humanitarian law related to the armed conflict in Sierra Leone from the beginning of the Conflict in 1991 to the signing of the Lomé Peace Agreement; to address impunity; to respond to the needs of the victims; to promote healing and reconciliation; and to prevent a repetition of the violations and abuses suffered."<sup>5</sup>

Sierra Leone's conflict was marked by appalling abuses, especially against civilians:

*"As the conflict exploded into appalling brutality against civilians, the world recoiled in horror at the tactics used by the RUF, its allies and opponents. Reports emerged of indiscriminate amputations, abductions of women and children, recruitment of children as combatants, rape, sexual slavery, cannibalism, gratuitous killings and wanton destruction of villages and towns. This was a war measured not so much in battles and confrontations between combatants as in attacks upon civilian populations. Its awesome climax was the destruction of much of Freetown in January 1999."*<sup>6</sup>

The TRC was composed of seven members, four of whom were Sierra Leonean and the rest internationals.

The Commission gathered 7,706 statements, held countrywide public hearings, and submitted an extensive final report to the Sierra Leone government in October 2004, although the report was not made publicly available until mid-2005. The report's recommendations included reparations to victims; reform of the judiciary and security services; and measures to promote human rights, good governance, and freedom of expression.

An interesting aspect of the Sierra Leone experience is that the Commission worked alongside a UN-backed court, the Special Court for Sierra Leone (see below for more details), which was established by an agreement between the UN and the government of Sierra Leone in January 2002. The Lomé peace accords included an unconditional general amnesty for all parties to the war, although this was strongly criticized by local and international human rights groups and others. However, conflict broke out again, bringing a subsequent revision of the amnesty provisions, although they remained part of Sierra Leonean law.

In May 2000, some 500 UN peacekeepers were captured by RUF forces, leading to British military intervention. Subsequently, the government asked the UN to help it establish a Special Court to prosecute human rights abuses. The first officials of the Special Court arrived in Freetown in July 2002, just as the TRC was being formed. The two institutions agreed to operate independently and not to share information on investigations or cases, so that each would receive information confidentially. But Eduardo Gonzalez, a truth commission specialist at the ICTJ, says this caused some problems:

---

<sup>5</sup> The Truth and Reconciliation Act 2000, Part III, 1

<sup>6</sup> Report of the Sierra Leone Truth Commission, Volume 2, Chapter 1, 2.

*“In Sierra Leone, the biggest complication for the coordination of both instances is that they had incompatible mandates, derived from different historical moments. The TRC was established after the Lomé Accords of 1999 as a neutral forum for victims and perpetrators alike, while the Special Court was established with a mandate to try the major criminals, including Lomé signatories who had failed to comply with their obligations and had attempted to re-initiate the conflict. In that case, an accommodation of sorts was found in the exclusive focus of the Court on major perpetrators, but conflict did emerge when the TRC tried to organize public hearings for people in the custody of the Court. The Court denied that access and asserted its primacy.”<sup>7</sup>*

## **The Special Court for Sierra Leone**

The Freetown-based Special Court for Sierra Leone (SCSL) was established by an agreement between the UN and the government of Sierra Leone in 2002, after national authorities invited the UN to establish a hybrid tribunal in the country. The Court can try crimes against humanity (including murder, imprisonment, torture, rape, and other crimes), war crimes, and other serious violations of international humanitarian law (but not genocide). It can also prosecute perpetrators for certain crimes under Sierra Leonean laws relating to the abuse of young girls, the conscription of children into the army, and the wanton destruction of property.

The SCSL worked for more than three years to finally gain custody in March 2006 of Charles Taylor—former president of Liberia accused of crimes in Sierra Leone—who had been given refuge in Nigeria. The Court transferred him to be tried in The Hague because west African leaders expressed the concern that holding his trial locally could have a destabilizing effect. Though his trial is taking place at the premises of the ICC, he is still being tried by the Special Court for Sierra Leone; the SCSL has an agreement with the ICC to use its courtroom and facilities. Taylor has pleaded “not guilty” to 11 charges of war crimes, crimes against humanity, and violations of international humanitarian law over his alleged role in the brutal civil war in Sierra Leone. Presentation of evidence in the Taylor trial started in January 2008.

Apart from Taylor, the Special Court has brought nine individuals to trial in three separate proceedings. The accused are each associated with one of the three warring factions that operated during Sierra Leone’s conflict: the Revolutionary United Front (RUF), the Armed Forces Revolutionary Council (AFRC), and the Civil Defence Forces (CDF). However, CDF leader Sam Hinga Norman died on February 22, 2007 while in the custody of the court and before the end of his trial.

The Court delivered its first judgment on June 20, 2007, finding three former AFRC leaders guilty of war crimes, crimes against humanity, and other serious violations of international humanitarian law, including the recruitment and use of child soldiers. They were subsequently given long sentences (45, 50 and 50 years) which were confirmed on appeal. On August 2, 2007, the court found two former CDF leaders guilty of war crimes but acquitted them of crimes against humanity. In a controversial decision on October 9, 2007, it handed down light sentences (7 and 8 years imprisonment) against both men. However, in May 2008, the Appeals Court overturned convictions on some counts, entered new ones for crimes against humanity and significantly increased the sentences to 15 and 20 years. Witness testimony in the trial of three former RUF members concluded in June 2008, with a judgment expected later in the year.

---

<sup>7</sup> Eduardo Gonzalez, E-mail interview with BBC World Service Trust, May 17, 2007.

In addition to these cases, the court also indicted three other persons: former RUF leader Foday Sankoh, former RUF Battlefield Commander Sam Bockarie, and former AFRC leader Johnny Paul Koroma. The indictments against Sankoh and Bockarie were withdrawn in December 2003 due to the deaths of the two accused. The whereabouts and fate of Johnny Paul Koroma are unknown. The Special Court is expected to wind up its operations by the end of 2009.

## Methodology

### Sampling approach

A sample of 1,717 18-59 year olds was taken from nine districts across Sierra Leone. **Table 1** (following page) shows the distribution of the sample across the nine districts.

A number of towns were selected in each county, reflecting the diversity of the population. **Table 1** also shows the distribution of the sample across towns.

Households were selected randomly within each sample town. One individual meeting the sample criteria was selected from each household.

### Demographics of the sample

The sample was split equally between men and women (859 and 858 respectively). An age quota was applied, dividing the sample into four age bands. **Table 1** shows the distribution of the sample across each age band. **Table 2** shows the religious distribution of the sample – overall 45% of the sample is Christian and 54% Muslim.

Age groups	n and %
18-25	535 (31%)
26-35	413 (24%)
36-45	413 (24%)
46-49	356 (21%)
<b>Total</b>	<b>1717</b>

**Table 1: Age distribution of the sample**

	Christian (%)	Muslim (%)
Western Urban	55	45
Bo	51	49
Portloko	28	72
Bombali	38	62
Western Rural	54	45
Kono	60	40
Kenema	44	56
Pujehun	18	82
Kailahun	51	47

**Table 2: Distribution of sample by religion**

## SAMPLE DISTRIBUTION

District/Area	Chiefdoms/Wards						(n) per district	n total
<b>Western Urban</b>	West 3	Central 2	East 3	East 1	West 2	Central 1		
	60	58	58	59	60	50	<b>345</b>	
<b>Bo</b>	Jaiama Bongor	Valunya	Bo Kakua					
	58	57	52				<b>167</b>	
<b>Portloko</b>	Koya Rural	Maforki	Lokomasama					
	58	55	57				<b>170</b>	
<b>Bombali</b>	Biriwa	Paki Masabong	Bombali Sebor					
	58	57	50				<b>165</b>	
<b>Western Rural</b>	York	Waterloo	Koya Western					
	60	60	58				<b>178</b>	<b>1717</b>
<b>Kono</b>	Tankoro	Nimi yama	Nimikoro					
	58	58	52				<b>168</b>	
<b>Kenema</b>	Small Bo	Kandu Lekpeyama	Nongowa					
	60	58	58				<b>176</b>	
<b>Pujehun</b>	Kpanga Kabonde	Barri	Makpeli					
	58	58	58				<b>174</b>	
<b>Kailahun</b>	Luawa	Kissi Tongi	Jawei					
	58	58	58				<b>174</b>	

Table 3: Sample distribution across districts and chiefdoms/wards of Sierra Leone

**Table 4** shows the distribution of the sample across bands of educational attainment. Some 30% of respondents have no formal education at all, with the second largest proportion (25%) having attended some high school.

Highest level of education	n and %	Highest level of education	n and %
I didn't go to school	516 (30%)	Completed Vocational School	67 (4%)
Some elementary school (Grade 1-5)	101 (6%)	Some university (not completed)	82 (5%)
Completed elementary school (Grade 6)	122 (7%)	Completed university	77 (4%)
Some high school (Grade 7-11)	426 (25%)	Post graduate	17 (1%)
Completed high school (to grade 12)	241 (14%)	Adult education courses	26 (1%)
Some vocational school	26 (1%)	No response/Refused	16 (1%)
<b>TOTAL N = 1717</b>			

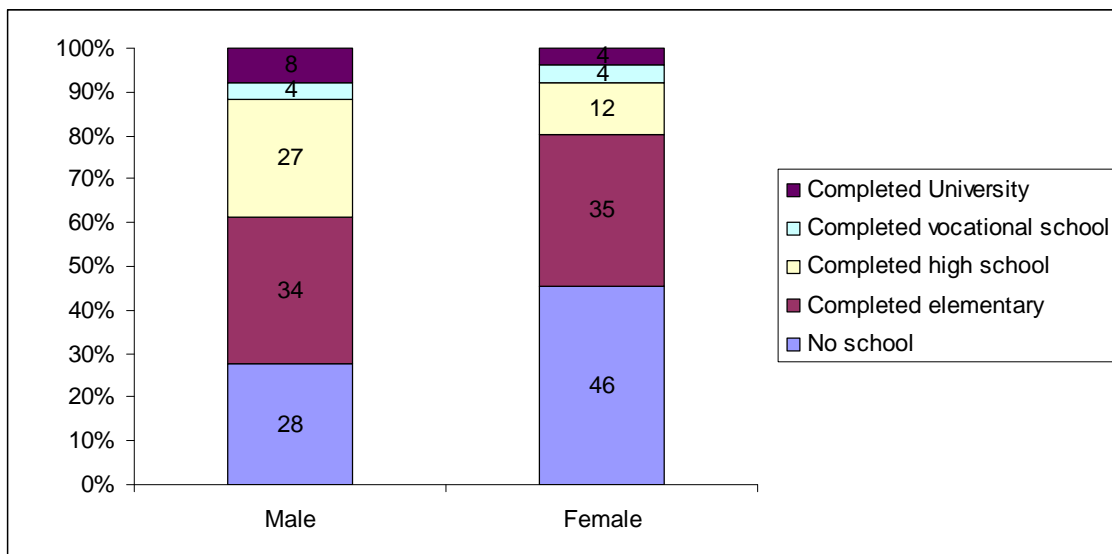
**Table 4: Distribution of the sample by highest level of education achieved**

**Table 5** shows the distribution of the sample across different chiefdoms. In total, respondents were drawn from 30 chiefdoms - between 50 and 60 from each.

Chiefdom	n and %	Chiefdom	n and %
West 3	60 (3.5%)	Luawa	58 (3.4%)
Central 2	58 (3.4%)	Kissi Tongi	58 (3.4%)
East 3	58 (3.4%)	Jawei	58 (3.4%)
East 1	59 (3.4%)	Small Bo	60 (3.5%)
West 2	60 (3.5%)	Kandu Lekpeyama	58 (3.4%)
York	60 (3.5%)	Jaiama Bongor	58 (3.4%)
Waterloo	60 (3.5%)	Valunya	57 (3.3%)
Koya Western	58 (3.4%)	Kpanga Kabonde	58 (3.4%)
Koya Rural	58 (3.4%)	Barri	58 (3.4%)
Maforki	55 (3.2%)	Makpeli	58 (3.4%)
Biriwa	58 (3.4%)	Nimikoro	52 (3.0%)
Paki Masabong	57 (3.3%)	Nongowa	58 (3.4%)
Tankoro	58 (3.4%)	Central 1	50 (2.9%)
Nimi yama	58 (3.4%)	Bo Kakua	52 (3.0%)
Lokomasama	57 (3.3%)	Bombali Sebora	50 (2.9%)
<b>TOTAL N = 1717</b>			

**Table 4: Distribution of the sample across different chiefdoms**

**Figure 1** shows the educational profile of males and females in the sample. A far higher proportion of women than men have limited or no education, and a higher proportion of men than women have completed high school and university, although the latter are small in number.



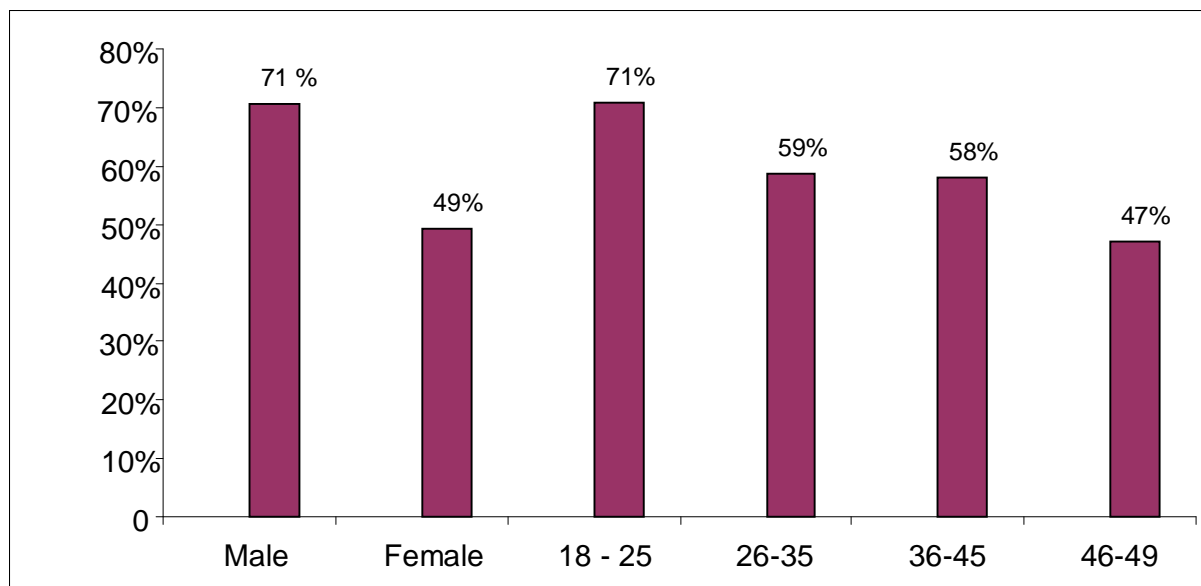
**Figure 1: % of men and women in each category of educational achievement (base = all respondents)**

**Table 6** shows the educational profile of respondents across the eight sample districts. Respondents in Portloko (49%), Bombali (46%) and Kono (46%) were more likely to have not attended school, whilst among respondents in Western Urban, only 22% didn't attend school. Respondents in Western Urban were also more likely to have completed University (16%).

	I didn't go to school (%)	Completed elementary school ( to grade 6) (%)	Completed high school (to grade 12) (%)	Completed Vocational School (%)	Completed university (%)
Western Urban	22	29	27	7	16
Bo	37	38	21	4	1
Portloko	49	34	13	0	5
Bombali	46	37	12	2	4
Western Rural	35	35	26	2	3
Kono	46	34	17	2	1
Kenema	36	39	17	3	5
Pujehun	42	36	17	2	2
Kailahun	34	34	17	12	3

**Table 6: % of respondents in each category of educational achievement, across sample districts (base = all respondents)**

**Figure 2** shows the proportion of respondents who reported that they can read and write, by gender and age. A far higher proportion of men than women are able to read and write, as are younger age groups (45 and below), compared with older age groups. **Table 7** shows literacy rates across sample districts. Literacy was highest in Western Urban and Kailahun (76%) and lowest in Portloko (48%).



**Figure 2: Proportion of population who are literate, by gender and age (base = all respondents)**

	Proportion of respondents who can read and write (%)
Western Urban	76
Bo	56
Portloko	48
Bombali	47
Western Rural	69
Kono	50
Kenema	57
Pujehun	60
Kailahun	76

**Table 7: Proportion of population who are literate, by sample districts (base = all respondents)**



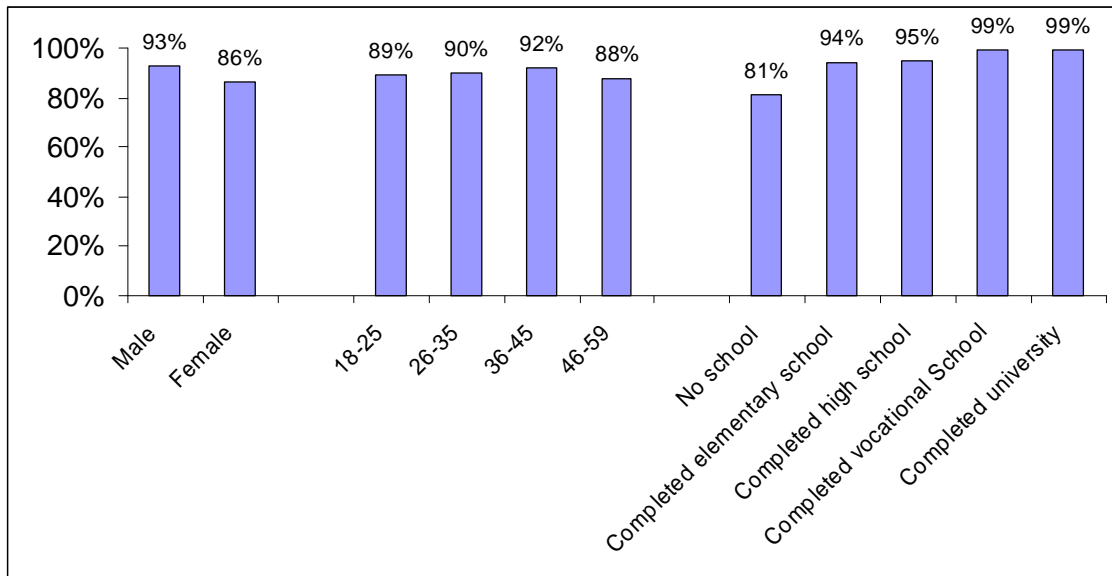
## MEDIA CONSUMPTION & ATTITUDES TOWARDS THE MEDIA

This section explores patterns of media consumption among respondents. It presents figures on respondents' access to radio, newspapers and television, and looks in detail at their consumption of specific radio stations and newspaper titles. It also looks at respondents' perceptions of the extent of freedom which the media has in Sierra Leone, and the trust which respondents place in key sources for information what is happening across their country.

### ***Access to radio and frequency of radio listening***

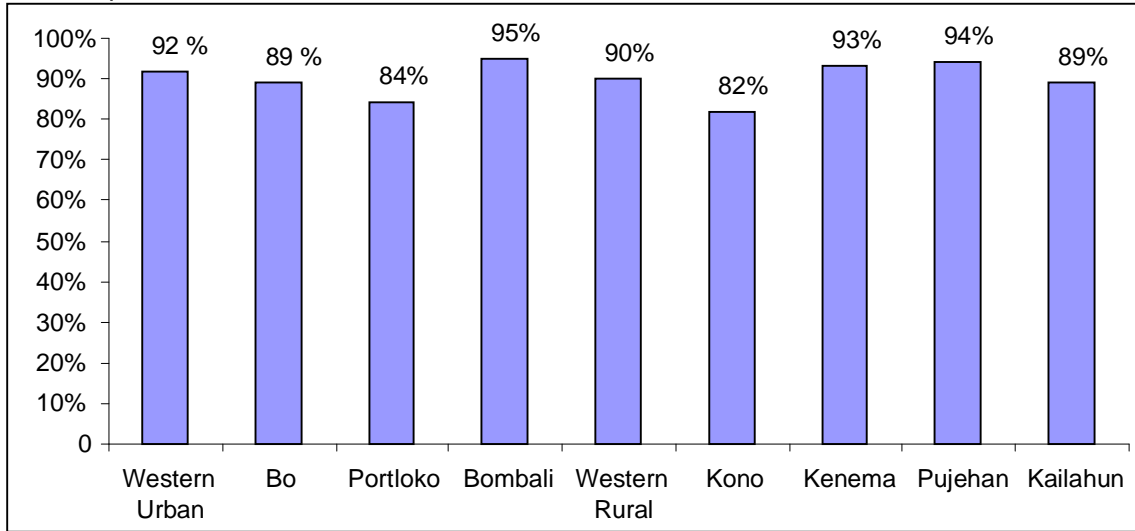
90% of respondents report owning or having access to a working radio, with 63% reporting that they listen to the radio everyday. A further 19% report that they listen to the radio at least once a week.

**Figure 3** shows that men are more likely than women to own or have access to a radio. A slightly higher proportion of 36-45 year olds have access to radio, compared with other age groups. Respondents with no education are much less likely to have access to radio than respondents who have completed elementary or high school, vocational school or university. Nearly all respondents who had completed vocational school or university had access to the radio (99%).



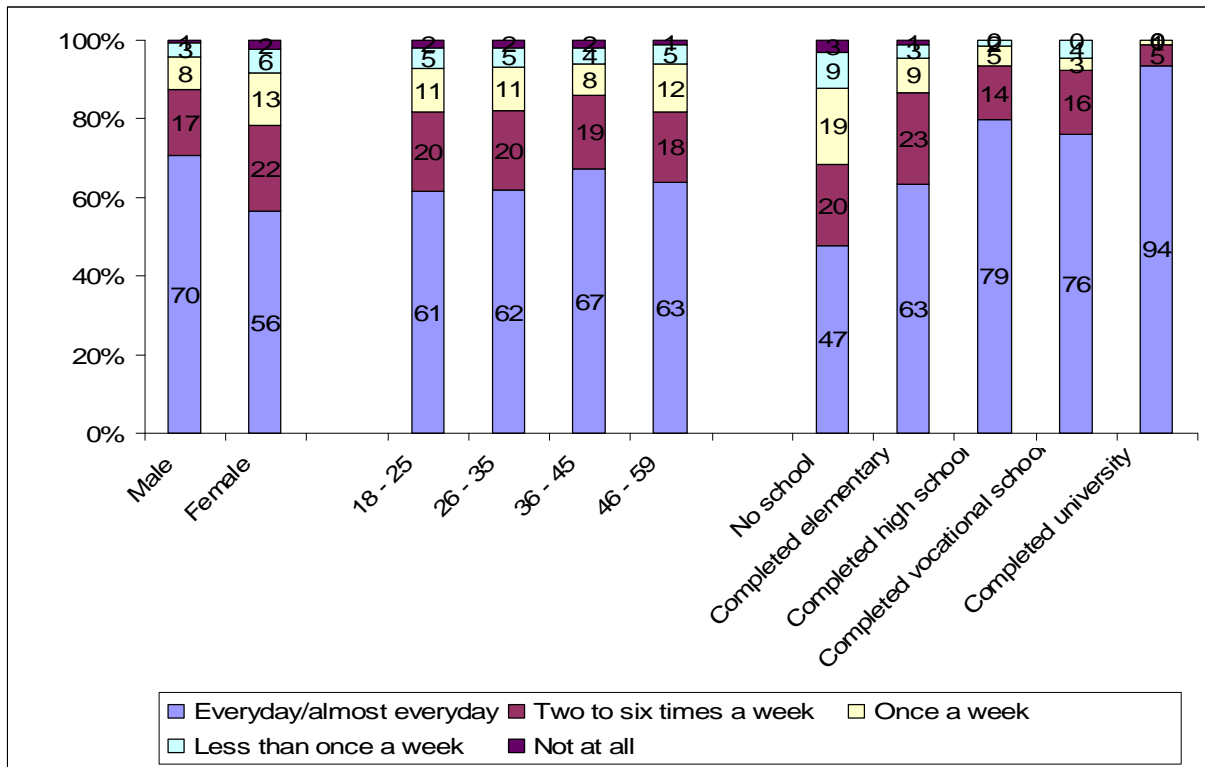
**Figure 3: % of respondents who report that they own or have access to a working radio, by gender, age and highest achieved level of education (base = all respondents)**

**Figure 4** shows that access to radio in Portloko, Kono, Bo and Kailahun is below the average for all sample districts.



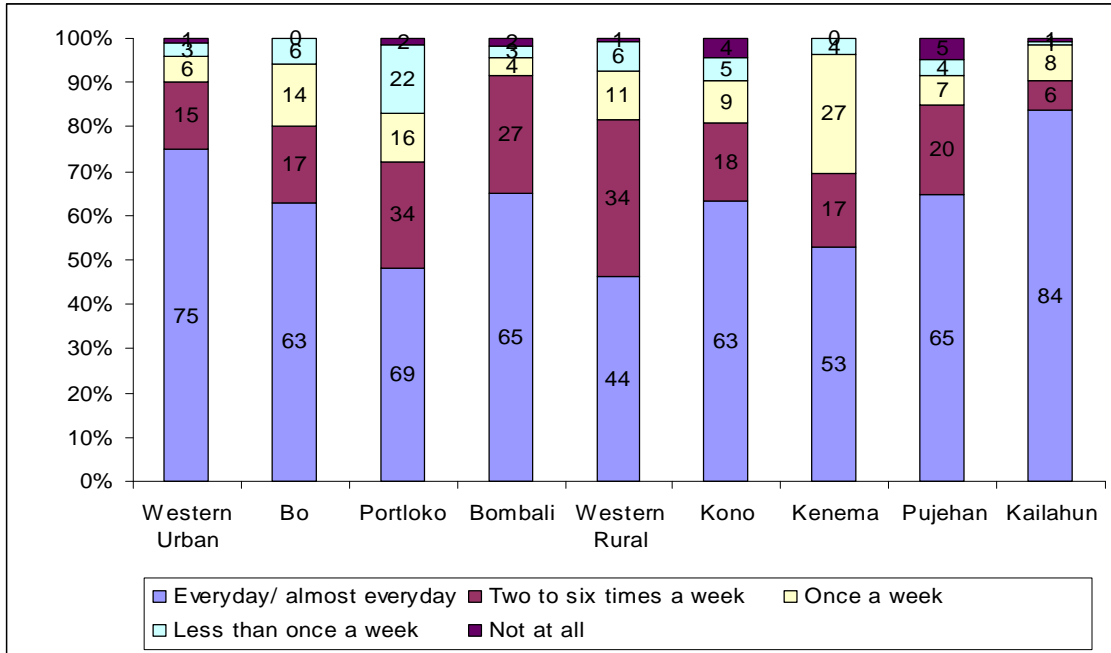
**Figure 4: % of respondents who report that they own or have access to a working radio, by district (base = all respondents)**

**Figure 5** shows that men are much more likely than women to listen to the radio every day (70% of men, compared with only 56% of women). 18-35 year olds listen to radio less frequently than the older age groups, although the differences are not substantial. Respondents with lower levels of education, and particularly those with no formal education, are much less likely to be frequent radio listeners, with respondents who had completed university being very frequent listeners (94% listen everyday).



**Figure 5: Frequency of radio listening by gender, age and education (base = all respondents with access to a working radio)**

**Figure 6** shows by district that there is some variation in the frequency respondents with access to radio report *listening* to radio. Respondents in Kailahun and Western Urban are more likely to be frequent radio listeners with 84% and 75% respectively reporting listening everyday. Respondents in Western Rural and Kenema reported less frequent listening with only 44% and 53%, respectively, reporting listening everyday.



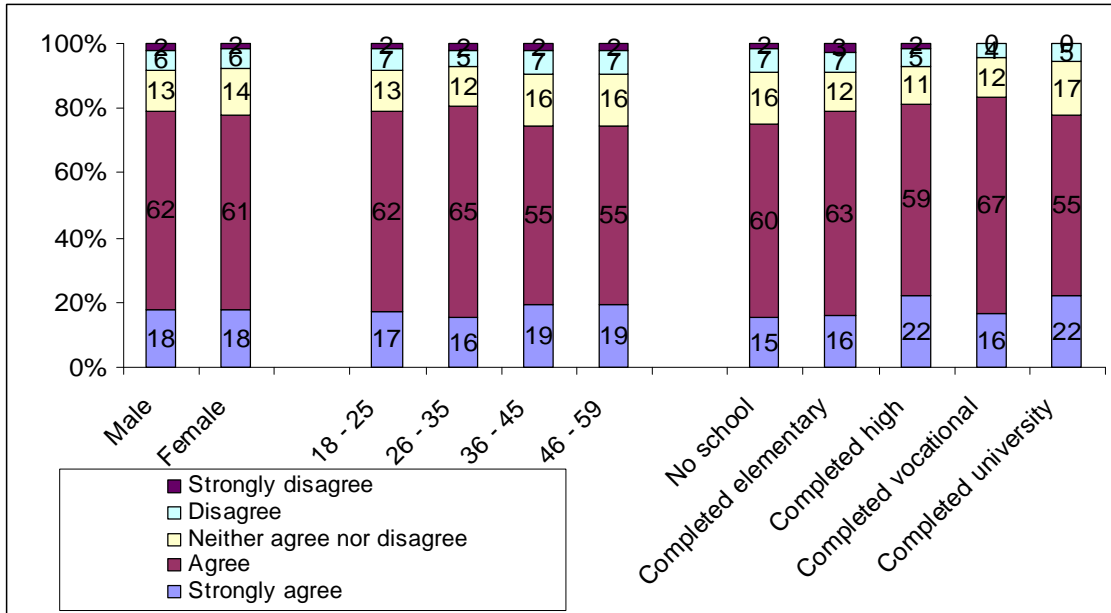
**Figure 6: Frequency of radio listening by district (base = all respondents with access to a working radio)**

Respondents who said that they do not own or have access to a radio were asked the reason for this. The most frequently offered reasons are that:

- it is too expensive to buy a radio (59%);
- they have no time to listen to the radio (34%), and
- they don't control the radio (9%).

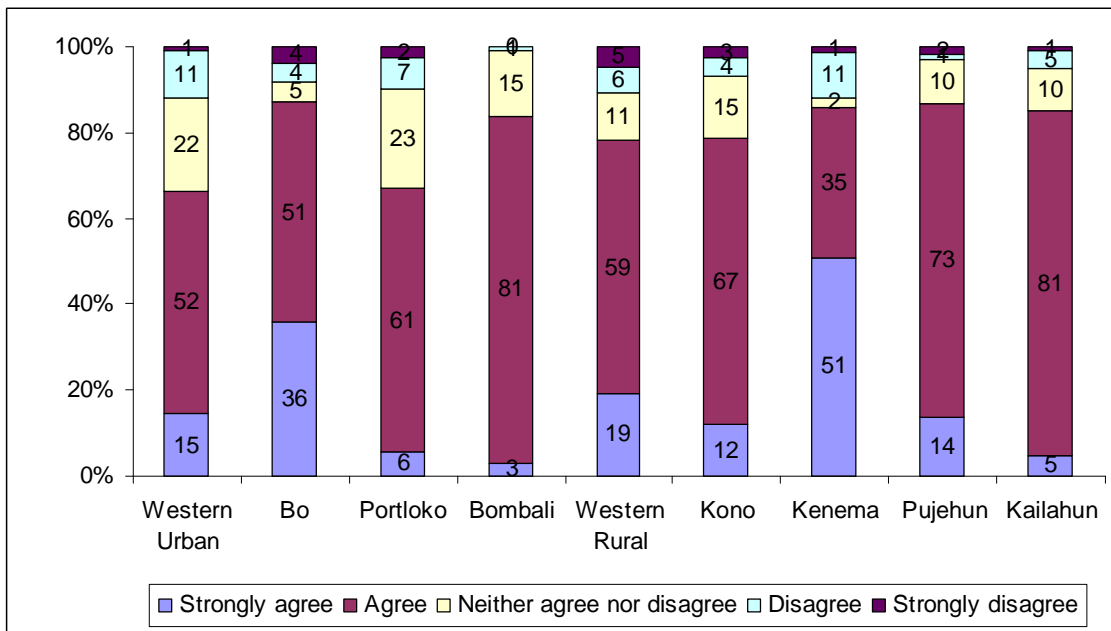
### **Coverage of specific social issues on the radio**

Respondents were asked about whether they felt that the media in Sierra Leone talks about issues relating to justice following the war. **Figure 7** shows that amongst all demographics, a large majority of respondents (around 80%) agreed that the media did talk about issues relating to justice.



**Figure 7: The media in Sierra Leone talks about issues relating to justice following the war -- by gender, age and education (base = all respondents)**

Figure 8 shows that there is some variation in the responses by district with respondents in Western Urban and Portloko least likely to agree that the media talks about issues relating to justice following the war.



**Figure 8: The media in Sierra Leone talks about issues relating to justice following the war -- by district (base = all respondents)**

Respondents were also asked about whether they would like more coverage of specific social issues on the radio. The most frequently mentioned issues that respondents reported wanting more coverage of on the radio are:

- Charles Taylor (and his trial) (95%)
- Special Court for Sierra Leone (95%)
- TRC in Sierra Leone (94%)
- Corruption (87%)
- Reform of police/army (85%)
- Peace and Reconciliation (85%)
- Changes to court system (judicial reform) (83%)

### ***Perceived freedom of radio broadcasters from government***

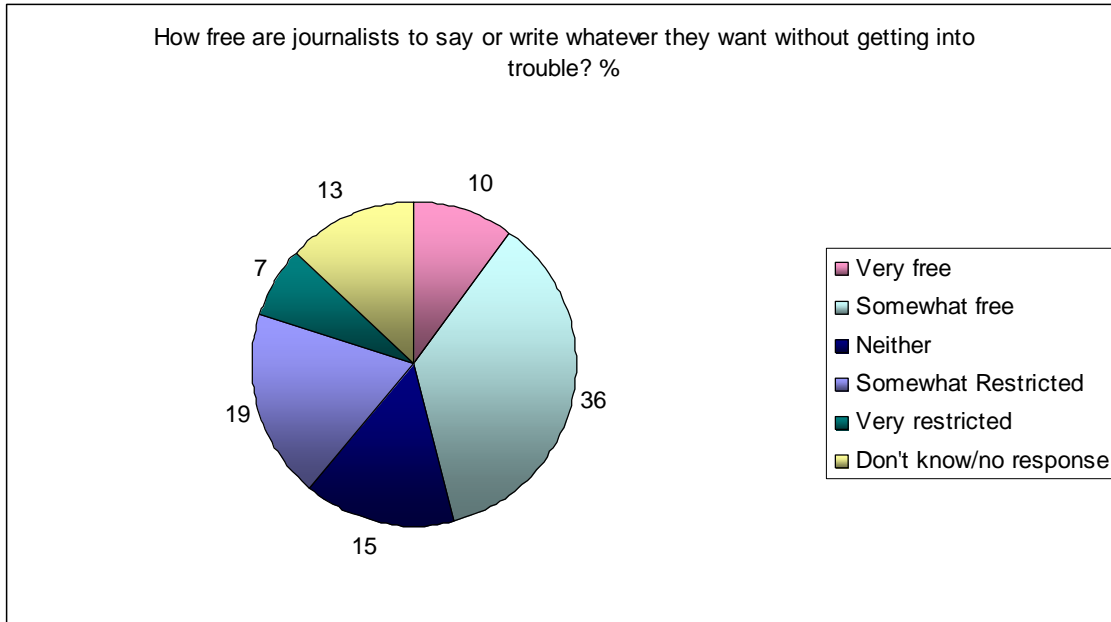
Respondents were asked about their perceptions of the extent to which media in Sierra Leone can operate free from government intervention, or were able to publish what they want without getting into trouble.

**Figures 9, 10, 11 and 12** show the responses to a range of questions that respondents were asked about different media and their freedom from government.

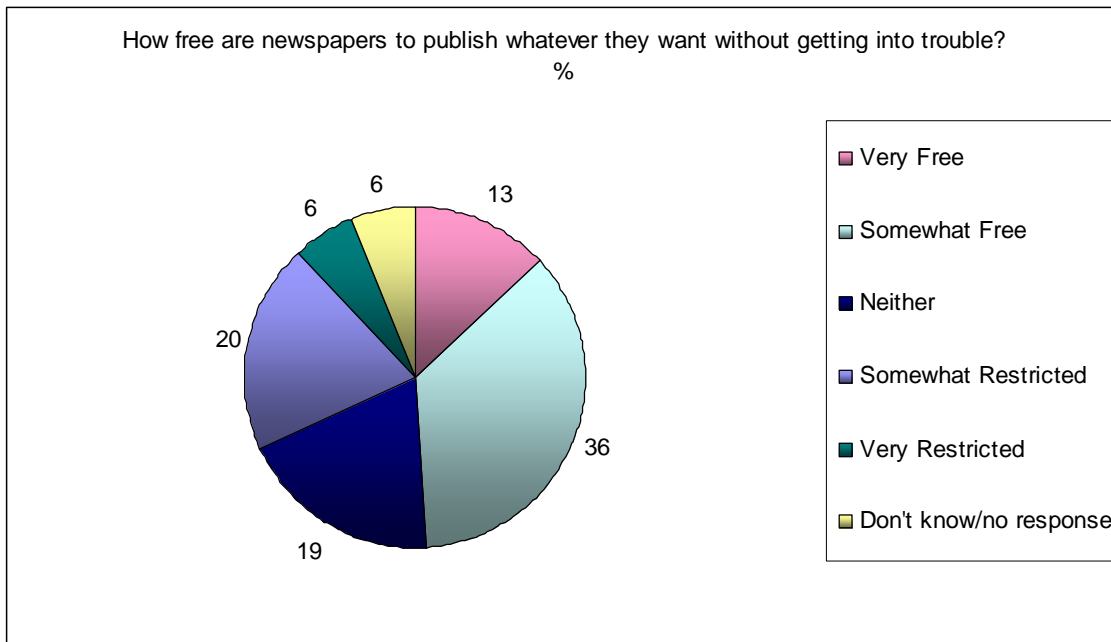
46% of all respondents report perceiving journalists to be 'very free' or 'somewhat free' to write what they want, and 49% of those who read newspapers report that newspapers can publish what they want, without getting into trouble.

However, 26% of all respondents, and 26% of those who read newspapers, report that they think that journalists and newspapers are either somewhat restricted or very restricted in what they can report without getting into trouble.

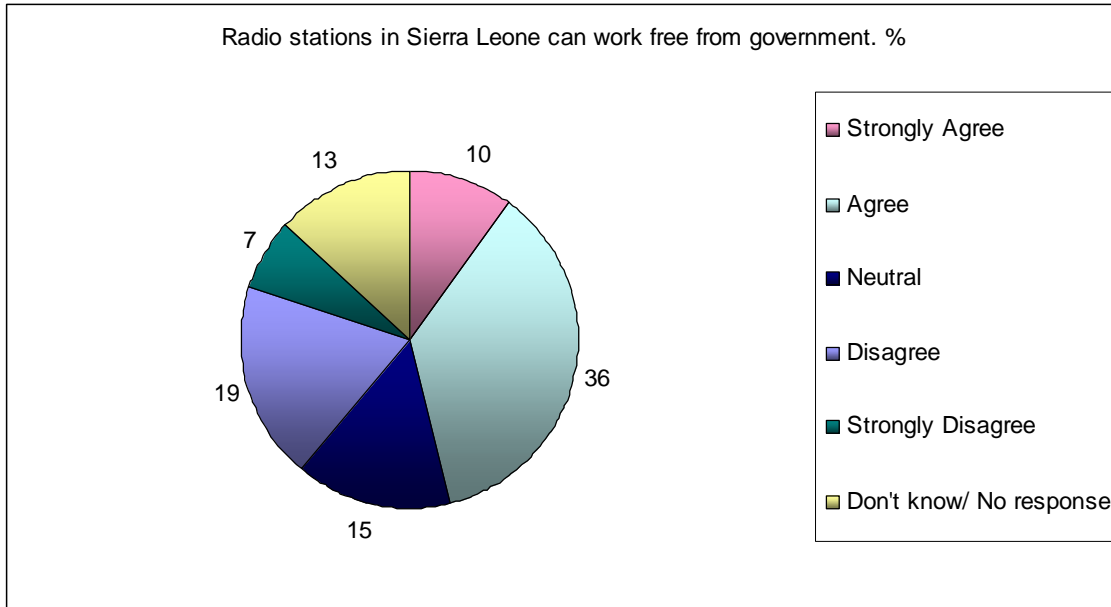
A similar proportion of respondents report thinking that newspapers (13%), radio stations (10%) and TV stations (12%) are very free.



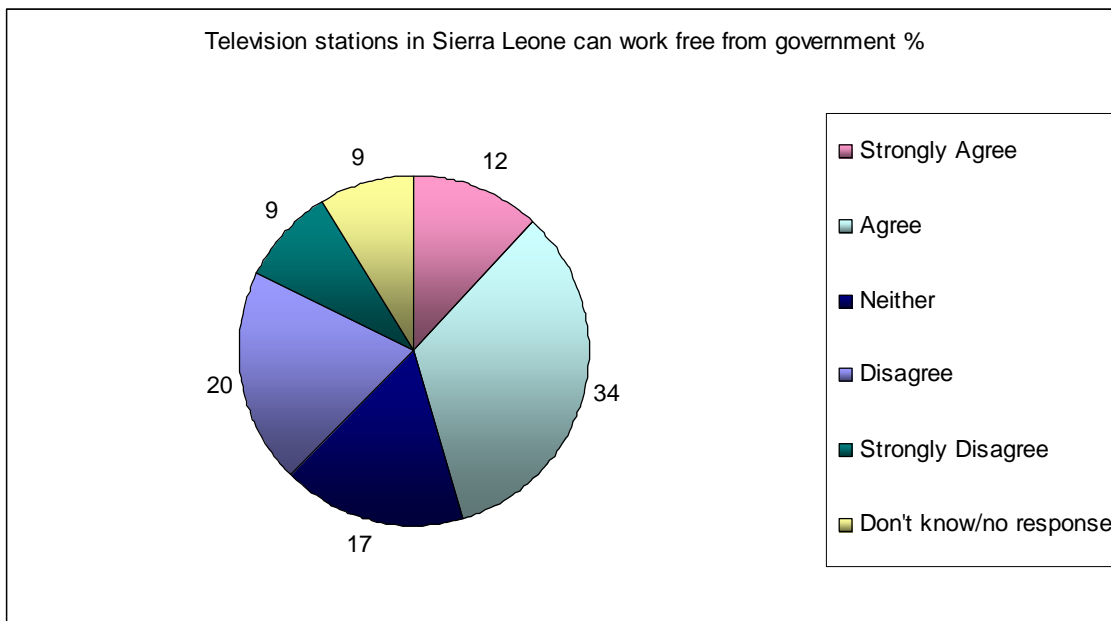
**Figure 9: Respondents' views on freedom of journalists in Sierra Leone (base = all respondents)**



**Figure 10: Respondents' views on freedom of newspapers (base = all respondents who read newspapers)**



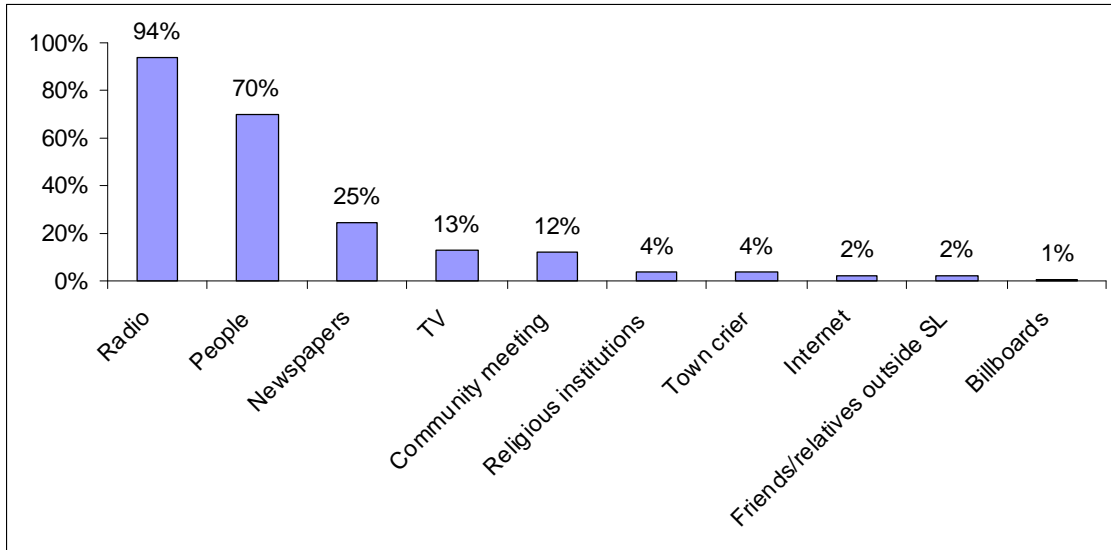
**Figure 11: Respondents' views on freedom of radio stations in Sierra Leone (base = all respondents who listen to radio)**



**Figure 12: Respondents' views on freedom of TV stations in Sierra Leone (base = all respondents who watch TV)**

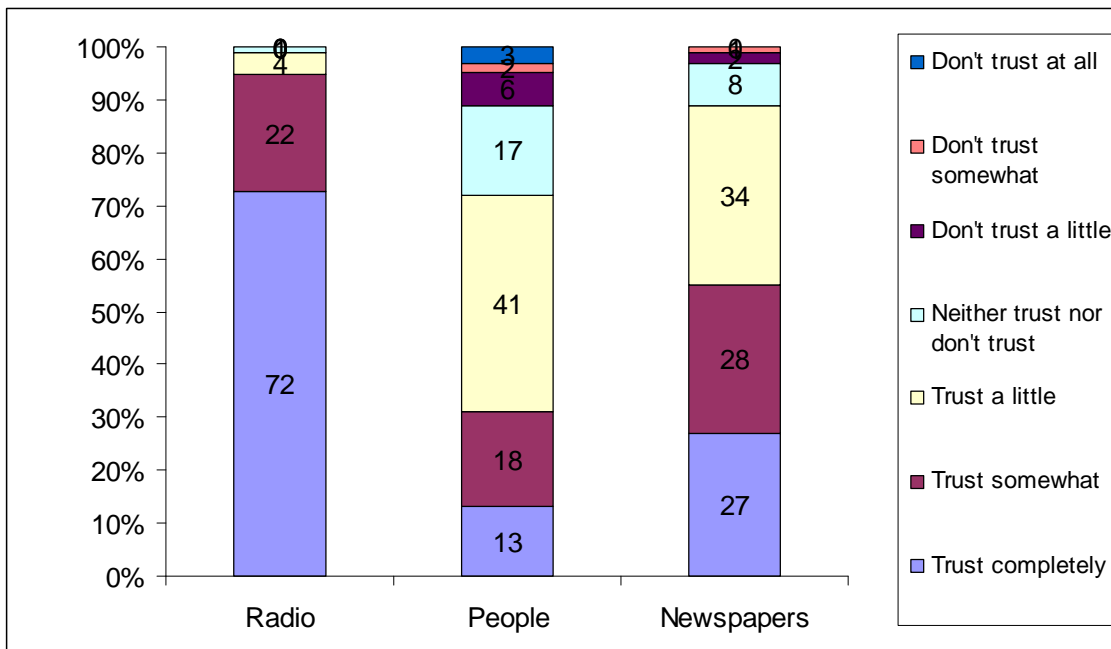
***Sources of information, and levels of trust in sources of information***

Respondents were asked about the sources from which they get information about what is happening in Sierra Leone. **Figure 13** shows that radio is the most often mentioned source, with 'people' second and newspapers third.



**Figure 13: Main sources of information for what is happening in Sierra Leone (base = all respondents)**

Respondents were asked how much trust they placed in each source mentioned. **Figure 14** shows that, compared with other sources, a greater proportion of respondents say that they trust radio completely (72%). 27% report trusting newspapers completely, with only 13% saying that they have complete trust in information from 'people'.



**Figure 14: Extent of trust in three main information sources (bases = respondents who report getting information from each source)**



## ATTITUDES TOWARDS PEACE AND RECONCILIATION

Respondents were asked some questions relating to their views on justice, reconciliation and peace and whether they thought that it is possible to achieve lasting peace in Sierra Leone.

Respondents were asked 'what is *justice*'? The most frequently mentioned responses were as follows:

- Trust (66%);
- Giving someone their rights (24%);
- Doing things the right way (24%);
- Fair treatment (14%);
- Forgiveness (11%);
- Punishment (7%);
- Trials (5%).

Respondents were also asked 'what is *reconciliation*'? The most frequently mentioned responses were as follows:

- Togetherness/unity (57%);
- Forgiveness/let bygones be bygones (39%);
- Forget about the past (31%);
- Justice (6%);
- Compensation (2%).

Respondents were also asked 'what is *peace*'? The most frequently mentioned responses were as follows:

- Unity/oneness (51%);
- Absence of war (46%);
- End of violence (28%);
- Harmony (24%);
- Love (17%);
- Good health/peace of mind (14%);
- Secure environment (13%).

Respondents were also asked if they thought it was possible to achieve lasting peace in Sierra Leone. Nearly all respondents (98%) thought that it was possible to achieve lasting peace in Sierra Leone with results very similar across gender, age, level of education and district.

## EXTENT OF KNOWLEDGE ABOUT THE TRUTH & RECONCILIATION COMMISSION FOR SIERRA LEONE

This section presents information on the extent of knowledge which respondents have about the Truth and Reconciliation Commission (TRC) for Sierra Leone. It explores awareness of the TRC and the recommendations of the TRC, sources from which people have learned about its operations, awareness of the TRC's core functions, and respondents' perceptions of how well the TRC has performed to date.

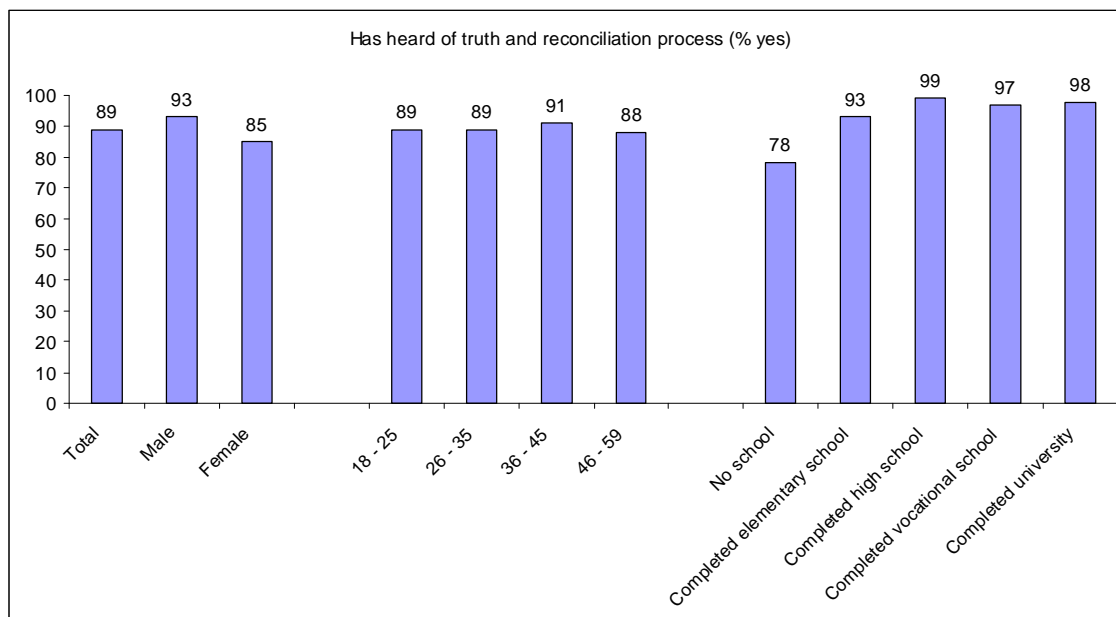
### ***Awareness of TRC and its core functions***

Across all respondents 89% reported being aware of the Truth and Reconciliation Commission.

**Figures 15, 16 and 17** show the proportion of respondents who are aware of the TRC and the proportion of these who report being aware of the TRC by gender, age and level of education.

Men are more likely than women to be aware of the TRC. 85% of female respondents said that they had not heard of the TRC, compared with 93% of male respondents.

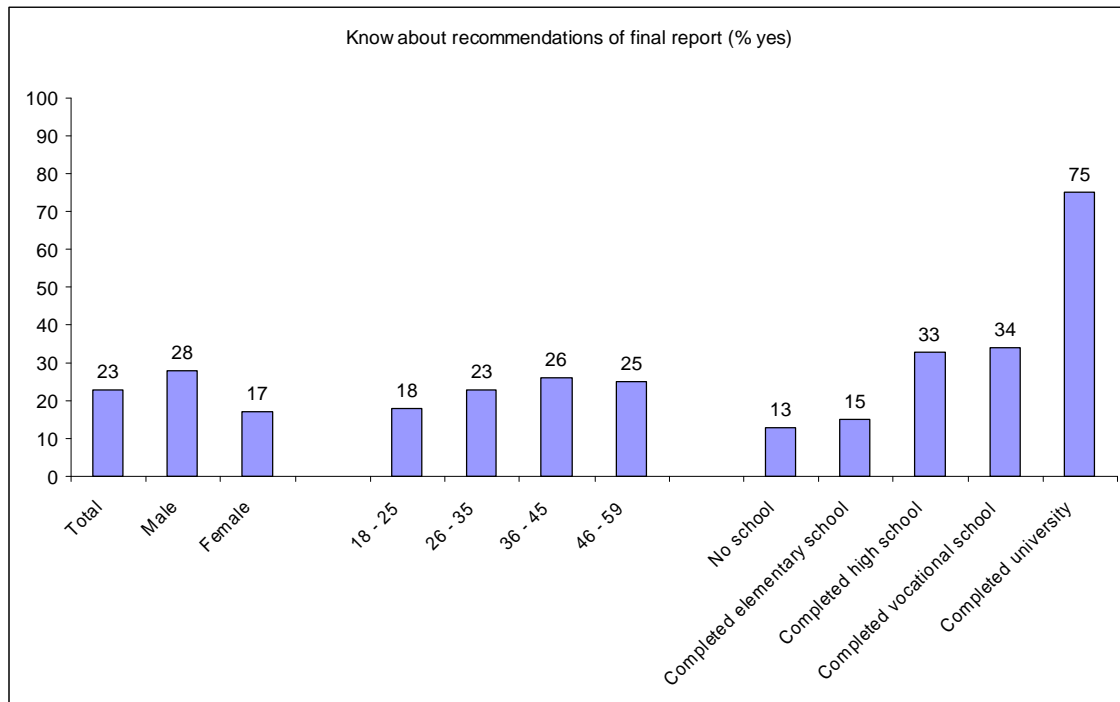
Awareness of the TRC is low among respondents with no formal education, and that awareness increases with levels of education. Only 78% of respondents with no formal education are aware of the TRC, compared with 99% of those who have completed high school, and 98% of those who have completed university.



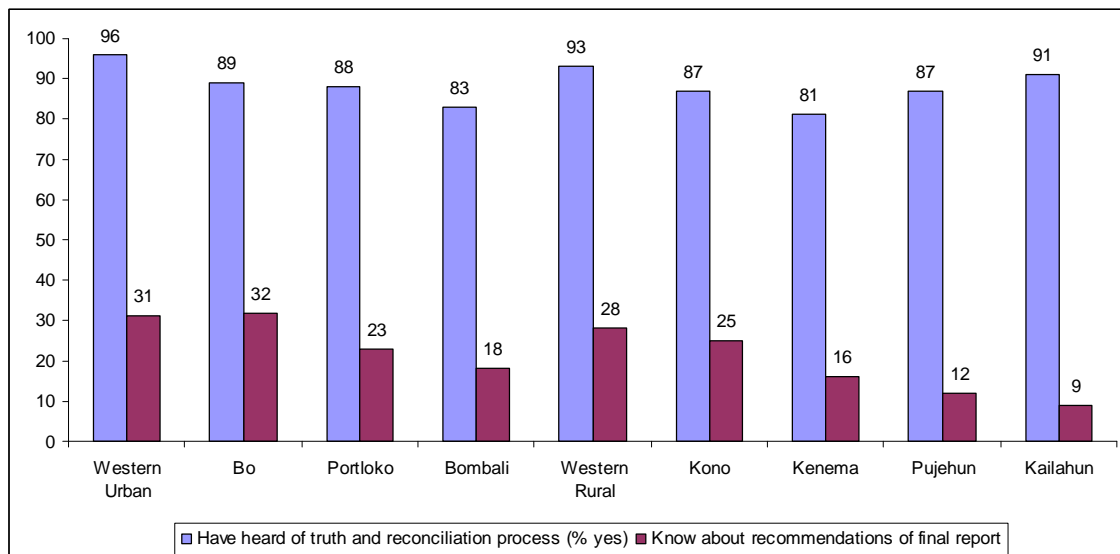
**Fig 15: Awareness of TRC by gender, age and education (base= all respondents)**

Respondents were also asked if they were aware of the recommendations of the final report of the TRC. **Figure 16** shows that overall, only 23% of respondents said that they were aware of the recommendations. This figure was higher amongst men (28%) than women (17%). Those who had completed University were much more likely than others to be aware

of the recommendations (75%) and those who hadn't any schooling were least likely (13%). There was some variation by district (see **Figure 17**).

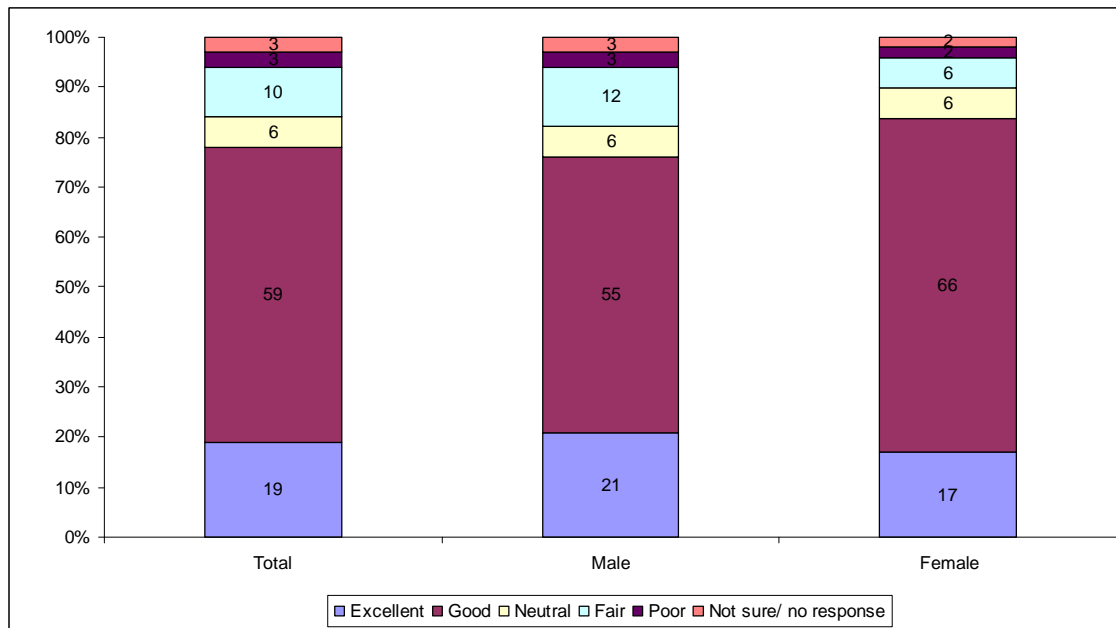


**Fig 16: Awareness of the recommendations of the final report of the TRC by gender, age and education (base=those who were aware of TRC process)**



**Fig 17: Awareness of TRC and awareness of recommendations of final report of the TRC by district (base= all respondents)**

Respondents who were aware of the recommendations of the final report of the TRC were asked to rate their awareness of the recommendations. 78% of respondents rated their knowledge 'excellent' or 'good' (see **Figure 18**).



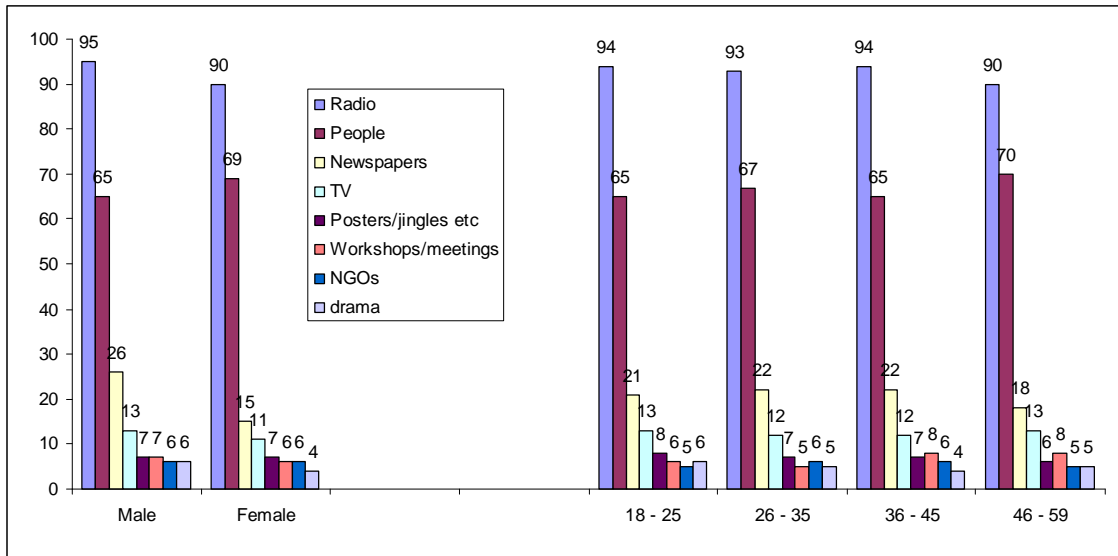
**Figure 18: How would you rate your awareness of the recommendations of the report of the TRC (base= those aware of recommendations of report of the TRC)**

Those aware of the recommendations of the final report of the TRC were asked to rate how successful the government has been in implementing the recommendations. **Table 8** shows that men were more likely than women to respond ‘very successful/quite successful’ (66%). 12% of men and 8% of women responded that the government has been ‘unsuccessful/very unsuccessful’.

	Very Successful (%)	Quite successful (%)	Neither successful nor unsuccessful (%)	Unsuccessful (%)	Very Unsuccessful (%)	Don't know/ no response (%)
<b>Male</b>	14	52	15	12	0	7
<b>Female</b>	13	49	24	7	1	7

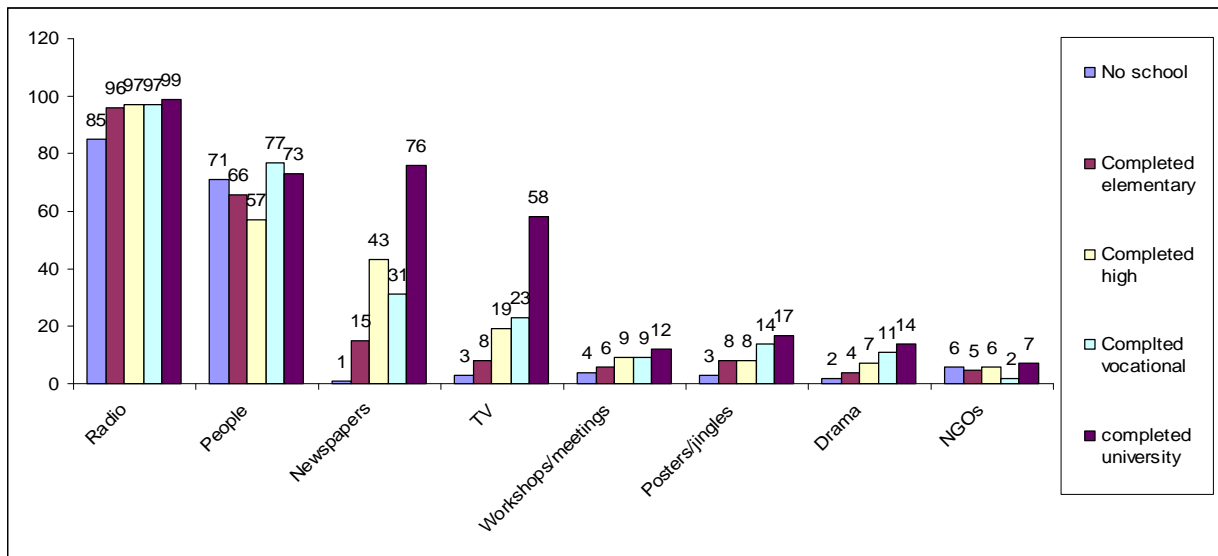
**Table 8: Success of government in implementing recommendations of TRC (base=those aware of recommendations of report of the TRC)**

Respondents who were aware of the TRC were asked from which sources they have learned about it. **Figure 19** shows that for men, women, and respondents from all age groups, radio is the most often mentioned source of information, followed by ‘people’. Only 4% have heard of the TRC through TRC staff and 5% through drama. Very few respondents reported political leaders, camp leaders or government officials as their source.



**Figure 19: Sources from which heard about TRC, by gender and age (base = all respondents who have heard of the TRC)**

**Figure 20** shows the sources of information mentioned by respondents with different levels of education. Although the most often mentioned source of information overall, respondents with lower levels of education are less likely to have learned of the TRC through radio, and more likely to have learned of it through 'people'.



**Figure 20: Sources from which heard about TRC, by level of education (base = all respondents who have heard of the TRC)<sup>8</sup>**

There was some variation in the sources mentioned by respondents in different districts. Respondents in Pujehun were much less likely to get information from the radio than respondents in all other districts.

<sup>8</sup> The numbers of respondents who were aware of the TRC who had completed vocational school (n=22) or University (n=69) are low.

	Radio (%)	People (%)	Newspapers (%)	TV (%)	Work shops/ Meetings (%)	Posters/ jingles/ songs/ leaflets (%)	Drama (%)	NGOs (%)
Western Urban	94	55	37	36	1	5	8	3
Bo	91	60	15	3	13	1	7	5
Portloko	85	43	11	6	6	14	2	6
Bombali	99	80	23	9	8	4	2	1
Western Rural	92	44	19	12	2	6	1	0
Kono	88	58	12	3	6	10	0	1
Kenema	97	92	23	9	17	12	16	37
Pujehun	23	87	17	5	13	3	4	0
Kailahun	95	100	10	0	2	13	1	1

**Table 9: Sources from which heard about TRC, by districts (base = all respondents who have heard of the TRC)**

## ATTITUDES TOWARDS THE TRC

This section presents information on the attitudes that respondents have towards the TRC. It explores:

- Respondents' views on the TRC's contribution to reconciliation, truth, justice and creating an accurate account of what happened during the conflict in Sierra Leone.
- Respondents' views on how successful the TRC has been to date, and views on how the work of the TRC could be improved.
- Respondents' self-reported willingness to give a statement to the TRC, and appear at a public hearing.

### *Perceptions of the TRC's contribution to reconciliation*

**Tables 10, 11 and 12, and Figure 21** show respondents' attitudes towards the contribution which the TRC has made towards reconciliation in Sierra Leone. In total, 27% of respondents think that the TRC's contribution to reconciliation has been good or excellent, and 7% think that it has been fair or poor.

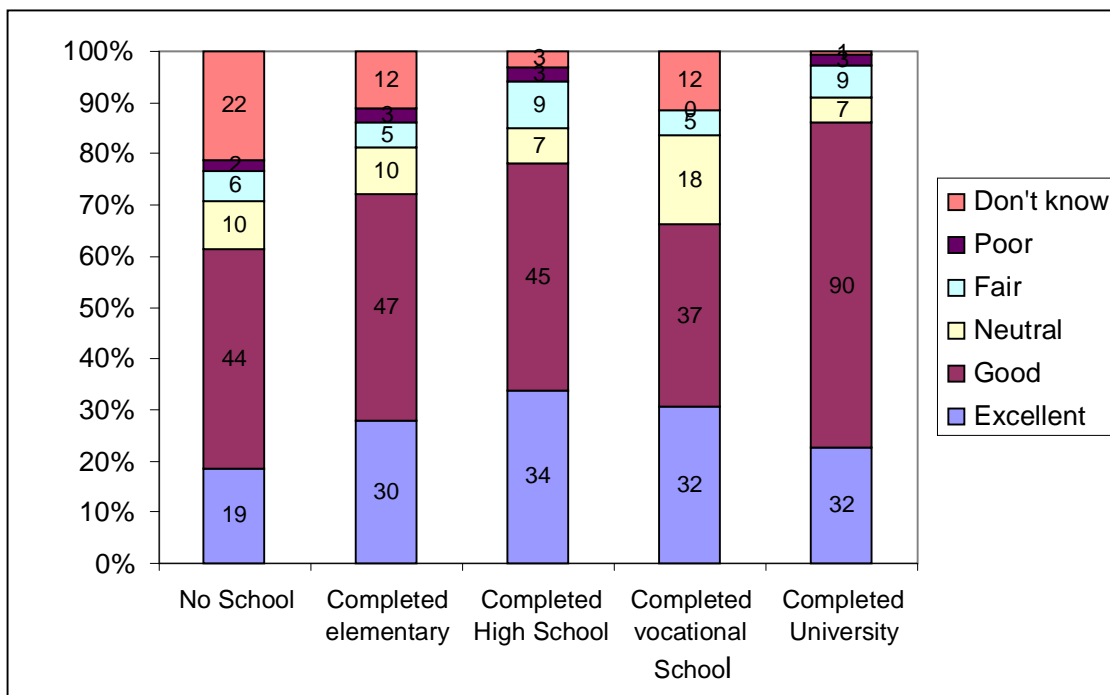
15% of respondents report that they do not know, or could not respond to, the question of the TRC's contribution to reconciliation. This figure is particularly high among women (18%), those aged over 46 years (16%), those with no schooling (25%) and those in Kailahun (47%).

	Excellent (%)	Good (%)	Neutral (%)	Fair (%)	Poor (%)	DK/NR (%)
Male	30	45	6	5	3	12
Female	24	48	6	4	1	18

**Table 10: Contribution of TRC to reconciliation by gender (base = all respondents who are aware of the TRC)**

	Excellent (%)	Good (%)	Neutral (%)	Fair (%)	Poor (%)	DK/NR (%)
18-25	25	50	5	6	1	13
26-35	27	46	6	3	2	15
36-45	25	46	6	5	4	14
46-59	32	41	7	3	1	16

**Table 11: Contribution of TRC to reconciliation by age (base = all respondents who are aware of the TRC)**



**Figure 21: TRC's contribution to reconciliation, by highest level of education (base = all respondents who have heard of the TRC)**

	Excellent (%)	Good (%)	Neutral (%)	Fair (%)	Poor (%)	DK/NR (%)
Western Urban	32	54	2	5	4	4
Bo	40	31	3	9	4	14
Portloko	25	46	6	5	1	17
Bombali	23	68	4	2	1	3
Western Rural	21	42	8	5	1	23
Kono	34	48	3	1	1	13
Kenema	56	33	1	2	1	6
Pujehun	9	65	7	7	1	11
Kailahun	1	23	24	4	0	47

**Table 12: TRC Contribution to reconciliation, by districts (base = all respondents who have heard of the TRC)**

### ***Perceptions of the TRC's contribution to truth***

Tables 13, 14 and 15, and Figure 22 show respondents' attitudes towards the contribution which the TRC has made to truth in Sierra Leone.

In total, 69% of respondents think that the TRC's contribution to truth has been good or excellent, but 10% think that it has been fair or poor.

13% of respondents report that they do not know, or could not respond on the question of the TRC's contribution to truth. This figure is particularly high among women (15%), those with no formal education (22%) and those from Kailahun (46%).

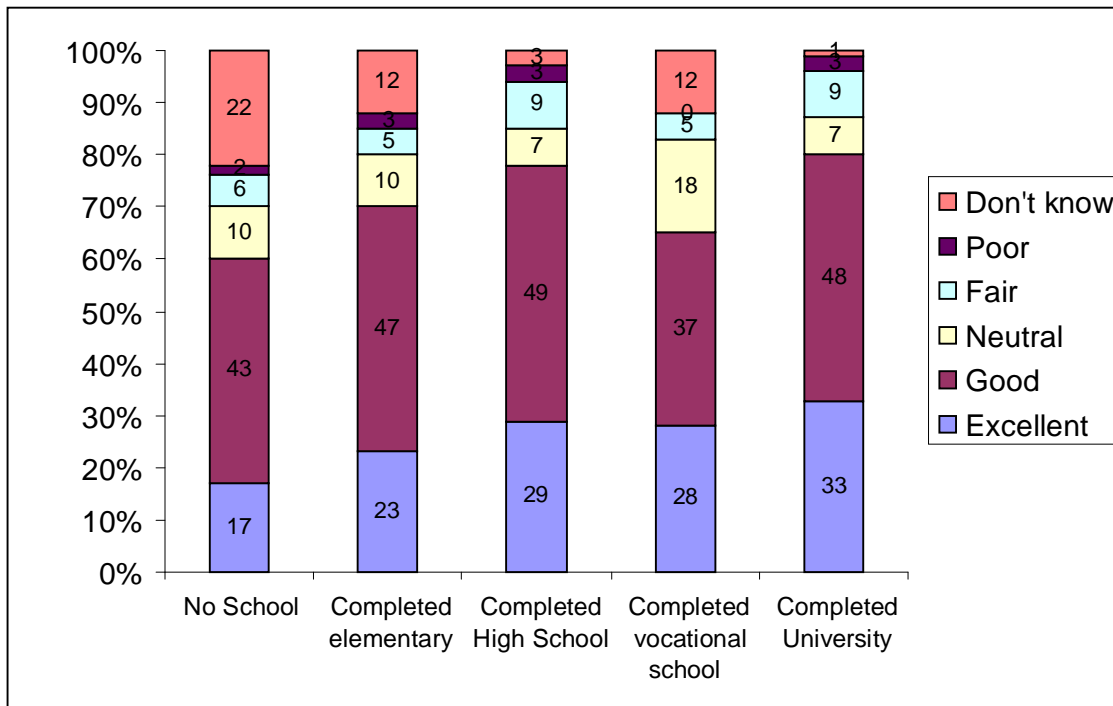


	Excellent (%)	Good (%)	Neutral (%)	Fair (%)	Poor (%)	DK/NR (%)
Male	25	45	10	7	3	11
Female	21	46	10	6	2	15

**Table 13: TRC's contribution to truth, by gender (base = all respondents who have heard of the TRC)**

	Excellent (%)	Good (%)	Neutral (%)	Fair (%)	Poor (%)	DK/NR (%)
18-25	22	48	10	6	3	12
26-35	21	45	12	6	3	14
36-45	24	45	8	8	2	12
46-59	28	42	9	6	2	14

**Table 14: TRC's contribution to truth, by age group (base = all respondents who have heard of the TRC)**



**Figure 22: TRC contribution to truth, by highest level of education (base = all respondents who have heard of the TRC)**

	Excellent (%)	Good (%)	Neutral (%)	Fair (%)	Poor (%)	DK/NR (%)
Western Urban	24	58	5	6	4	3
Bo	41	26	3	11	4	16
Portloko	22	46	9	5	6	11
Bombali	15	69	10	4	0	2
Western Rural	25	43	6	4	1	20
Kono	24	58	4	1	1	12
Kenema	44	39	8	2	2	5
Pujehun	15	38	16	21	1	8
Kailahun	0	18	30	5	1	46

**Table 15: TRC's contribution to truth, by districts (base = all respondents who have heard of the TRC)**

### ***Perceptions of the TRC's contribution to justice***

Tables 16, 17 and 18, and Figure 23 show respondents' attitudes towards the contribution which the TRC has made to justice in Sierra Leone.

In total, 57% of respondents think that the TRC's contribution to justice has been good or excellent, and 16% think that it has been fair or poor.

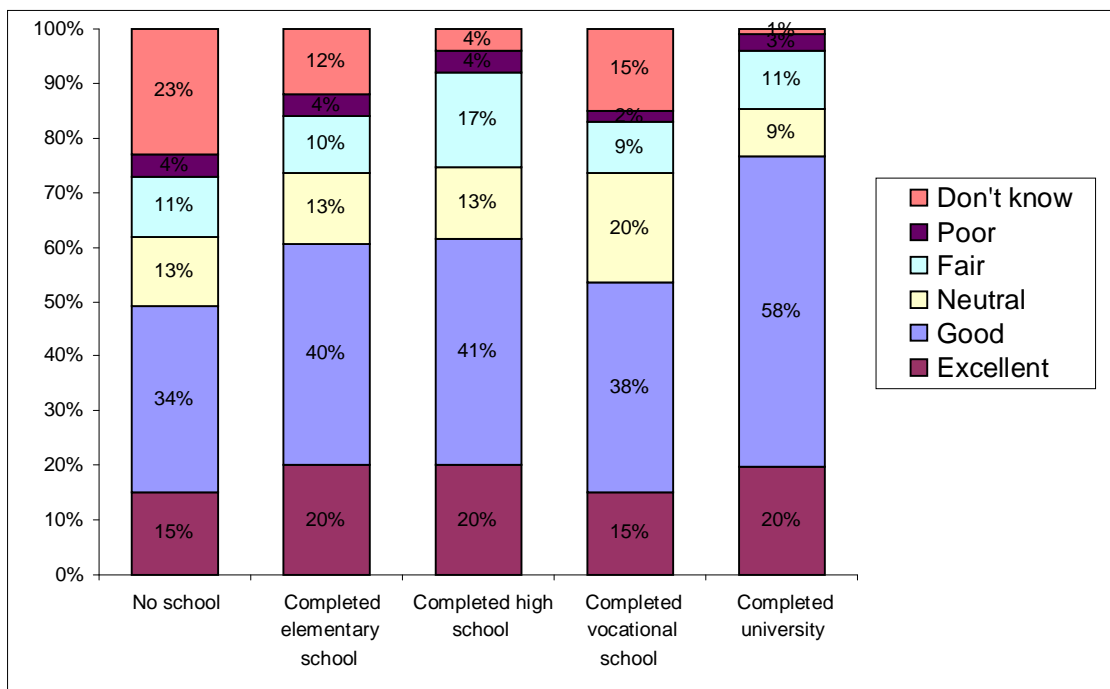
14% report that they do not know, or could not respond to, the question of the TRC's contribution to justice. This figure is particularly high among women (17%), those with no formal education (23%) and those in Kailahun (47%).

	Excellent (%)	Good (%)	Neutral (%)	Fair (%)	Poor (%)	DK/NR (%)
Male	19	39	13	13	5	11
Female	17	38	14	10	3	17

**Table 16: TRC contribution to justice, by gender (base = all respondents who have heard of the TRC)**

	Excellent (%)	Good (%)	Neutral (%)	Fair (%)	Poor (%)	DK/NR (%)
18-25	18	39	14	10	5	14
26-35	18	39	13	12	4	14
36-45	17	41	13	13	3	13
46-59	20	35	14	12	4	15

**Table 17: TRC contribution to justice, by age group (base = all respondents who have heard of the TRC)**



**Figure 23: Contribution to justice, by highest level of education (base = all respondents who have heard of the TRC)**

	Excellent (%)	Good (%)	Neutral (%)	Fair (%)	Poor (%)	DK/NR (%)
Western Urban	18	48	11	11	10	3
Bo	38	20	6	17	5	14
Portloko	15	35	17	8	9	16
Bombali	10	40	29	18	0	2
Western Rural	14	40	16	8	1	21
Kono	24	53	6	4	2	12
Kenema	39	44	1	4	1	11
Pujehun	9	41	10	29	3	9
Kailahun	1	17	26	10	0	47

**Table 18: Contribution to justice, by districts (base = respondents aware of the TRC)**

### ***Perceptions of the TRC's contribution to creating an accurate account of what happened during the conflict***

**Tables 19, 20 and 21, and Figure 24** show respondents' attitudes towards the contribution which the TRC has made to creating an accurate account of what happened during the conflict in Sierra Leone. In total, 56% of respondents think that the TRC's contribution to creating an accurate account of what happened during the conflict in Sierra Leone has been good or excellent. Almost a tenth of respondents (9%), think that its contribution has been fair or poor.

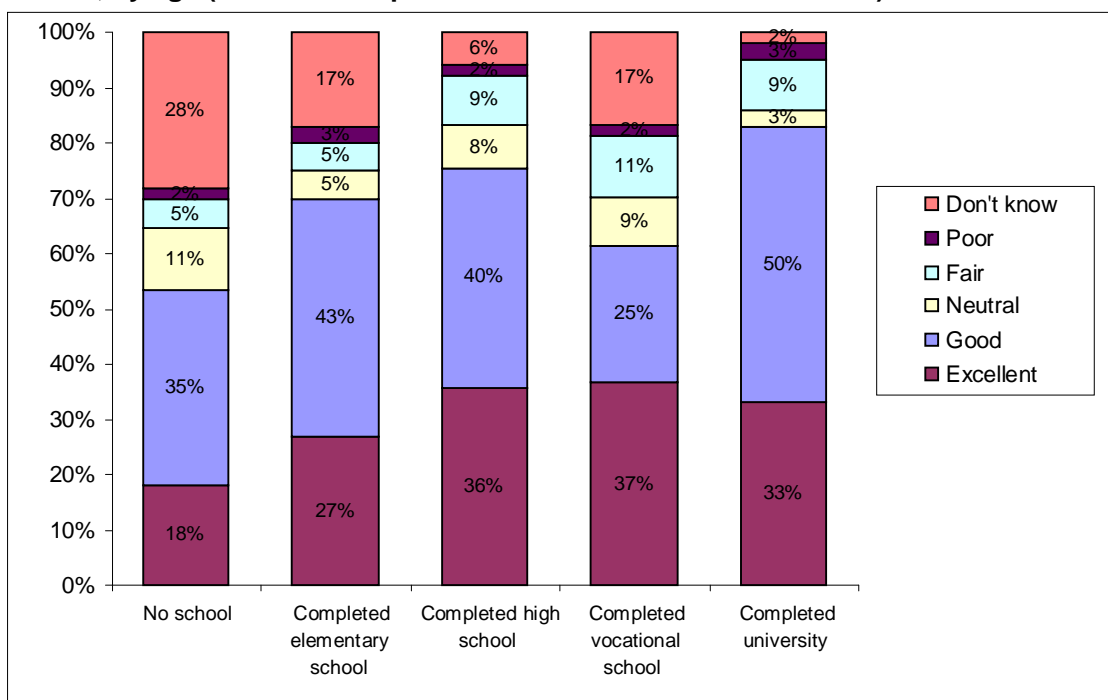
Almost a fifth (18%) of respondents report that they do not know, or could not respond to, the question of the TRC's contribution to creating an accurate account of what happened during the conflict. This figure is particularly high among women (20%), those aged 46 and over (20%) and those with no formal education (28%) and those in Kailahun (60%).

	Excellent (%)	Good (%)	Neutral (%)	Fair (%)	Poor (%)	DK/NR (%)
Male	28	39	8	7	3	15
Female	26	39	7	6	2	20

**Table 19: Contribution to creating an accurate account of what happened during the conflict, by gender (base = all respondents who have heard of the TRC)**

	Excellent (%)	Good (%)	Neutral (%)	Fair (%)	Poor (%)	DK/NR (%)
18-25	25	41	8	5	3	18
26-35	28	39	8	7	1	17
36-45	29	37	8	8	3	16
46-59	27	38	7	6	3	20

**Table 20: Contribution to creating an accurate account of what happened during the conflict, by age (base = all respondents who have heard of the TRC)**



**Figure 24: Creating an accurate account of what happened in Sierra Leone during the conflict, by highest level of education (base = all respondents who have heard of the TRC)**

	Excellent (%)	Good (%)	Neutral (%)	Fair (%)	Poor (%)	DK/NR (%)
Western Urban	29	49	8	5	3	7
Bo	41	22	2	8	6	21
Portloko	40	29	11	7	1	12
Bombali	14	79	2	2	0	4
Western Rural	31	40	7	2	1	19
Kono	16	38	17	7	1	21
Kenema	54	27	1	2	3	13
Pujehun	15	59	11	6	0	9
Kailahun	4	2	8	20	6	60

**Table 21: Creating an accurate account of what happened in Sierra Leone during the conflict, by districts (base = all respondents who have heard of the TRC)**

## POST TRC & REPARATIONS

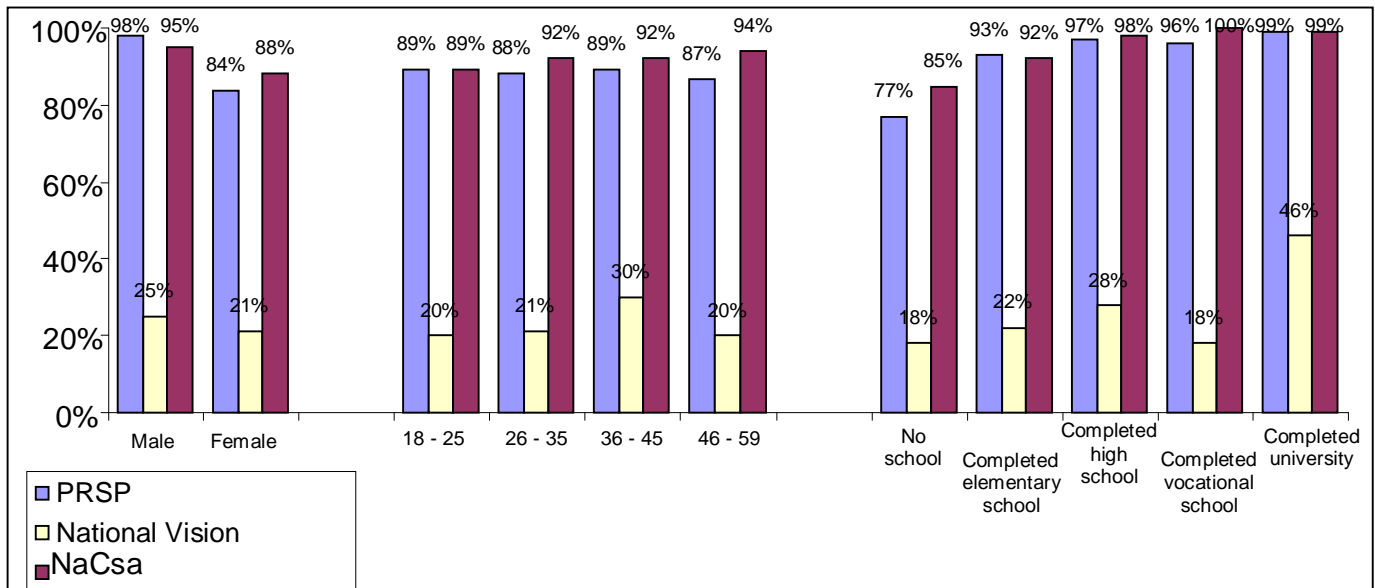
This section presents information on the attitudes that respondents have towards the TRC now the TRC has completed its function in Sierra Leone. It explores:

- Respondents' awareness of the Sierra Leone Poverty Awareness Strategy (PRSP), the National Commission for Social Action (NaCSA), and the National Vision campaign
- Respondents' awareness of reparations made to victims
- Respondents' views on the situation in Sierra Leone for women and children since the conflict.

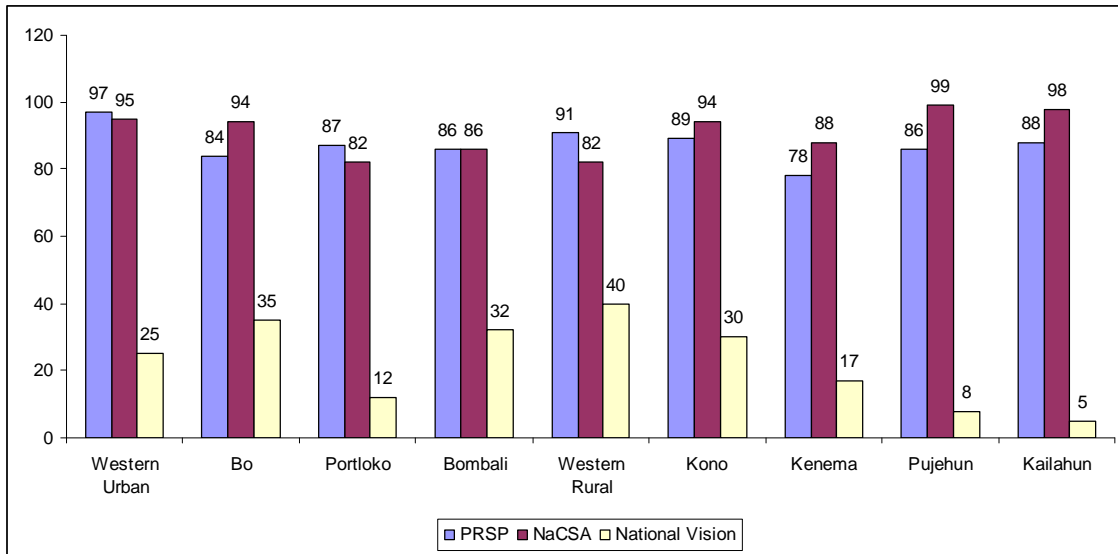
Respondents were asked whether they were aware of PRSP, NaCSA and the National Vision campaign. Levels of awareness overall were highest for NaCSA with 92% reporting being aware with men being more likely than women to answer 'yes' to this question. Respondents who were over 46 and those who had completed high school or higher were most likely to have heard of NaCSA. Those who hadn't completed school were most likely to not be aware of this commission.

Levels of awareness of PRSP were similarly high with 90% reporting awareness (88% of women and 92% of men) with the same patterns across demographic groups.

Less than a quarter of respondents were aware of the National Vision Campaign (25% of men and 21% of women). Awareness of this strategy was highest amongst 36 – 45 year olds (30%) and those who had completed university (46%).

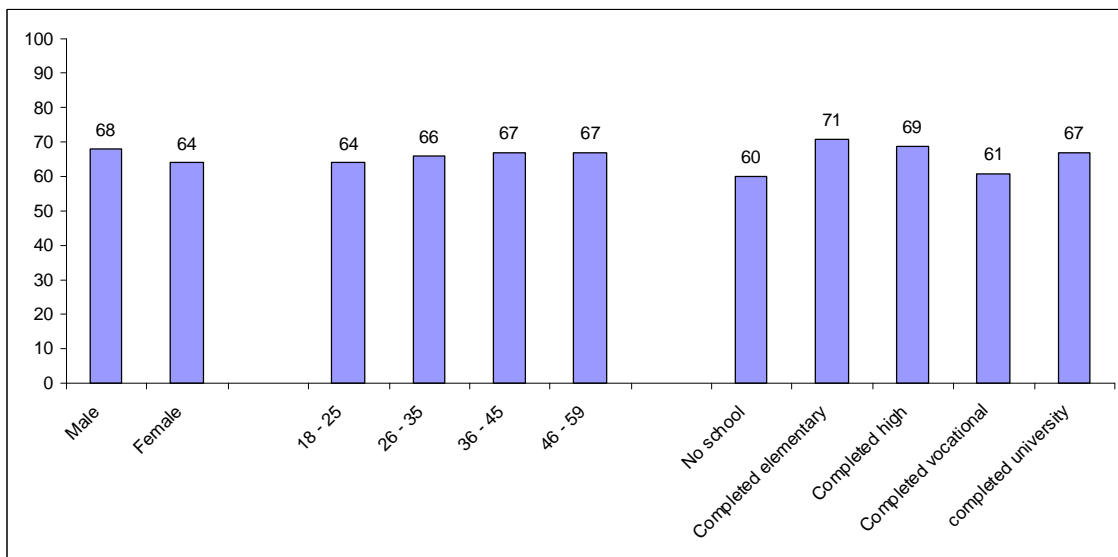


**Figure 25: Have you heard of PRSP/ NaCSA/ National Vision- by gender, age and education (base = all respondents)**



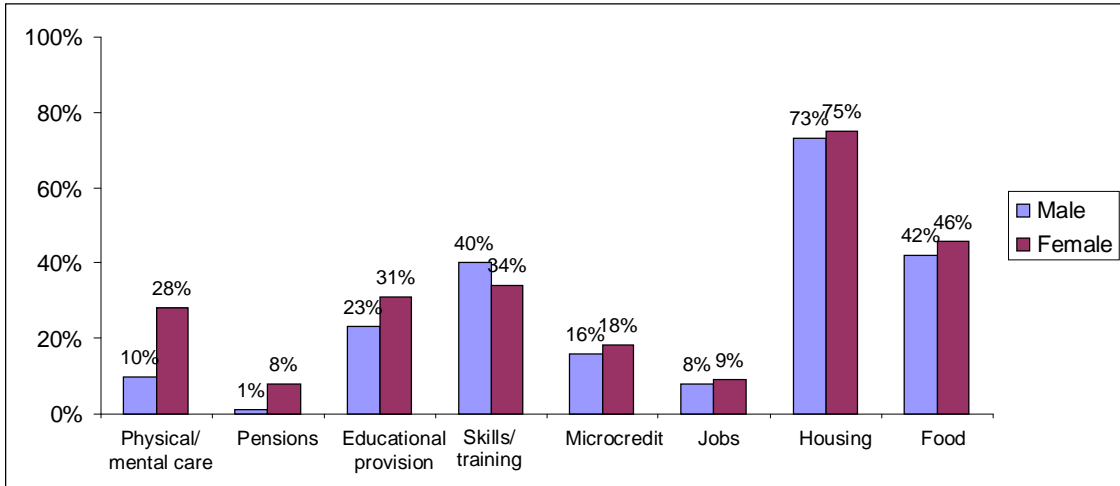
**Figure 26: Have you heard of PRSP/NaCSA and the National Vision Campaign -- by district (% Yes) (base = all respondents)**

Respondents were asked if they are aware of any reparations that have been made to victims of war. Overall, 66% were aware of reparations that had been made (68% of men and 64% of women).



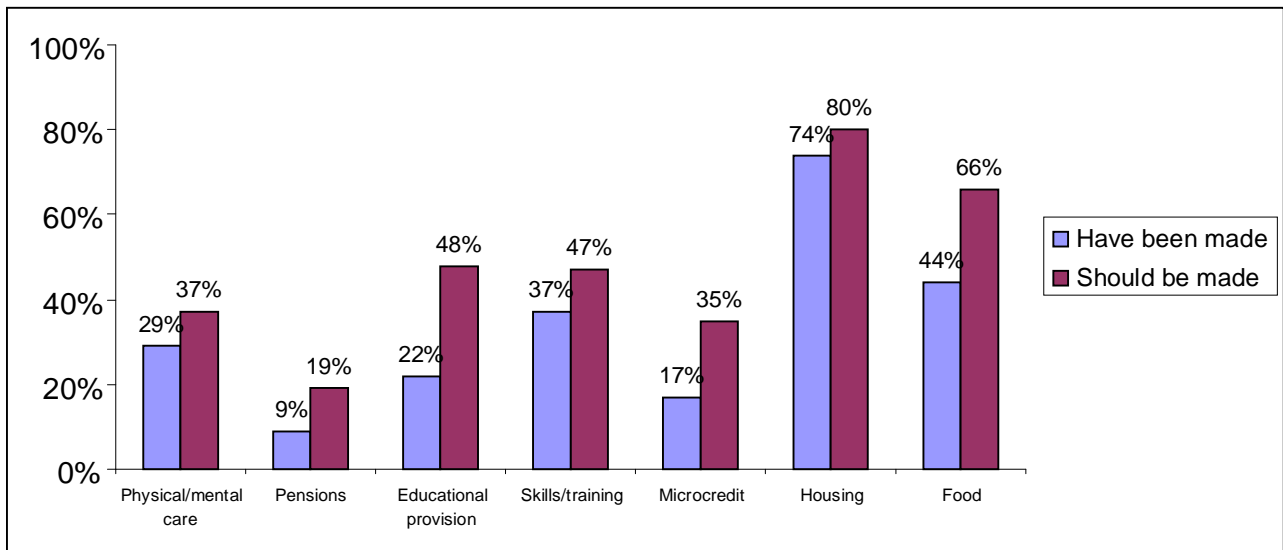
**Figure 27: Do you know of any reparations that have been made to victims of war? (% Yes) (base = all respondents)**

Respondents aware that reparations had been made were also asked if they were aware of types of reparations that had been made to victims of war. The most frequently mentioned types of reparations included housing (74%), food (44%), skills/training (37%) and physical/mental care (29%). Other responses mentioned included items related to loss of limbs including wheelchairs, artificial limbs etc, household items, clothes and work tools/equipment, seeds etc.



**Figure 28: What reparations have been made to victims by gender? (% mentioned) (base = those aware of reparations made to victims of war)**

All respondents were also asked what reparations should be made to victims of war. Although higher across the board the results followed a similar pattern to the reparations that respondents thought had been made.



**Figure 29: What reparations have been made and should be made to victims (% mentioned) (base = all respondents)**

Table 22 shows results by gender, age and highest level of education achieved.

	Physical/mental care (%)	Pensions (%)	Educational provision (%)	Skills/training (%)	Micro-credit (%)	Housing (%)	Food (%)
Male	40	19	50	48	32	80	65
Female	38	20	47	45	39	81	67
18 – 25	35	16	51	45	32	81	68
26 – 35	39	19	45	49	36	80	64
36 – 45	41	21	48	48	38	78	65
46 – 59	41	22	49	45	37	83	66
No education	40	21	42	43	40	81	72
Completed elementary school	39	18	50	46	32	81	63
Completed high school	39	18	54	49	31	79	62
Completed vocational school	30	16	51	60	41	73	49
Completed university	39	20	57	54	32	81	68

Table 22: What reparations should be made to victims (% mentioned) (base = all respondents)

There was considerable variation in the responses to the types of reparations that have been made and should be made to victims by district as can be seen in Figures 30 – 36 below.

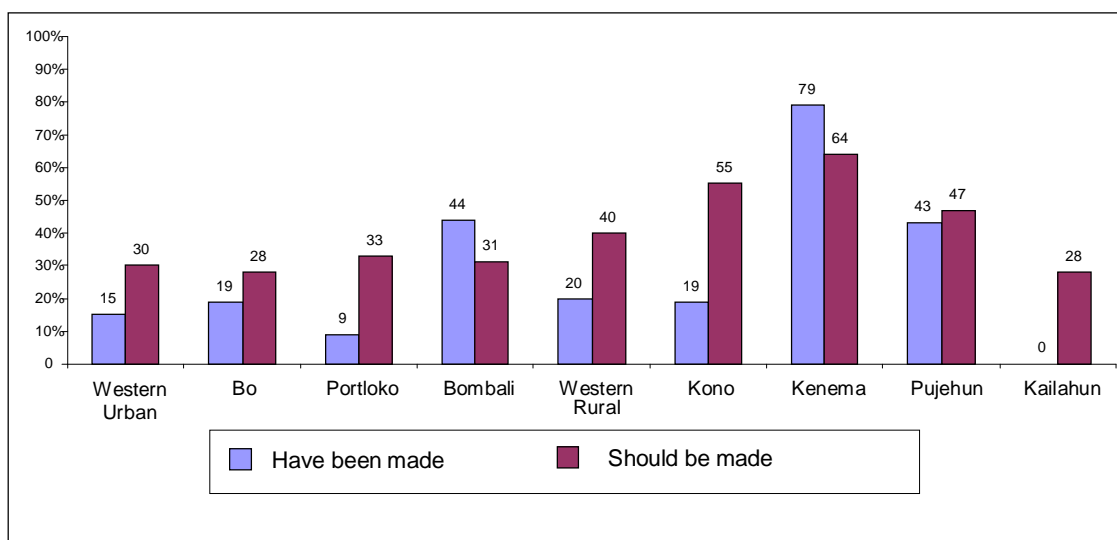
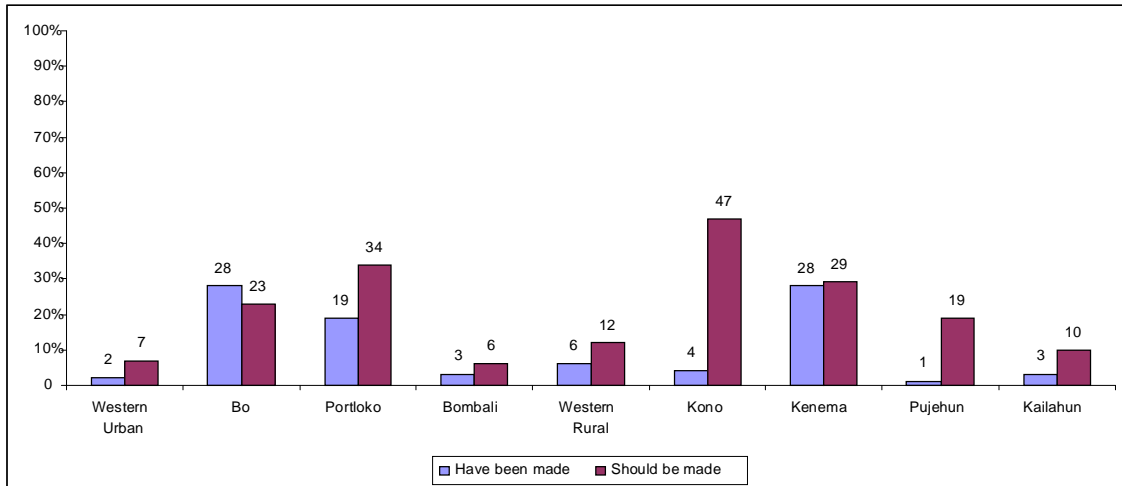
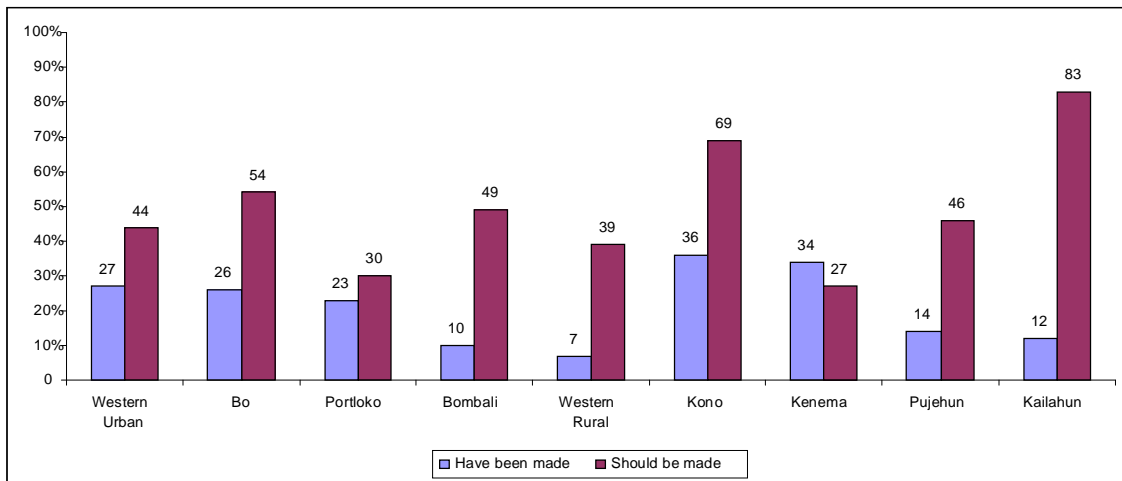


Figure 30: What reparations have been made and should be made to victims by district...physical/mental care (% mentioned) (base = all respondents)

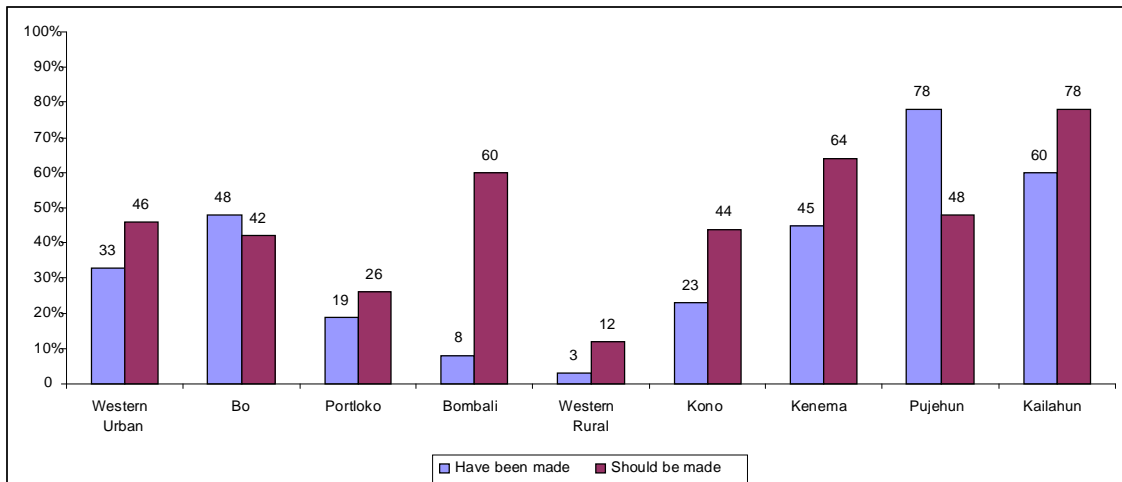




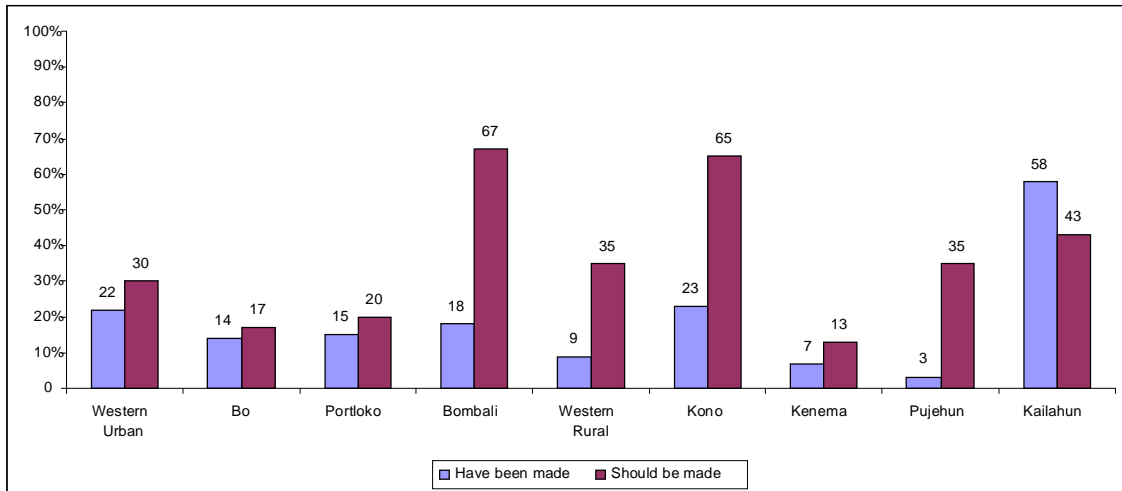
**Figure 31: What reparations have been made and should be made to victims by district...pensions (% mentioned) (base = all respondents)**



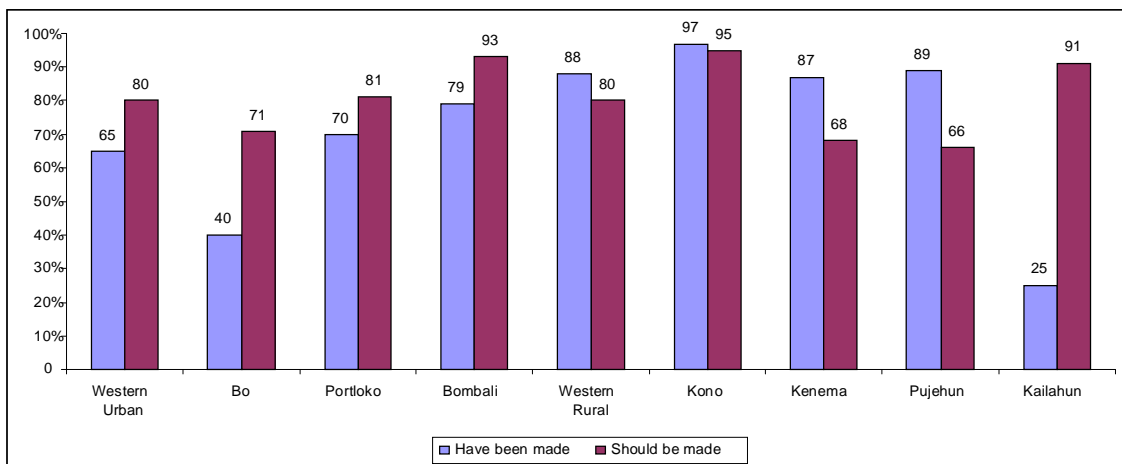
**Figure 32: What reparations have been made and should be made to victims by district...educational provision (% mentioned) (base = all respondents)**



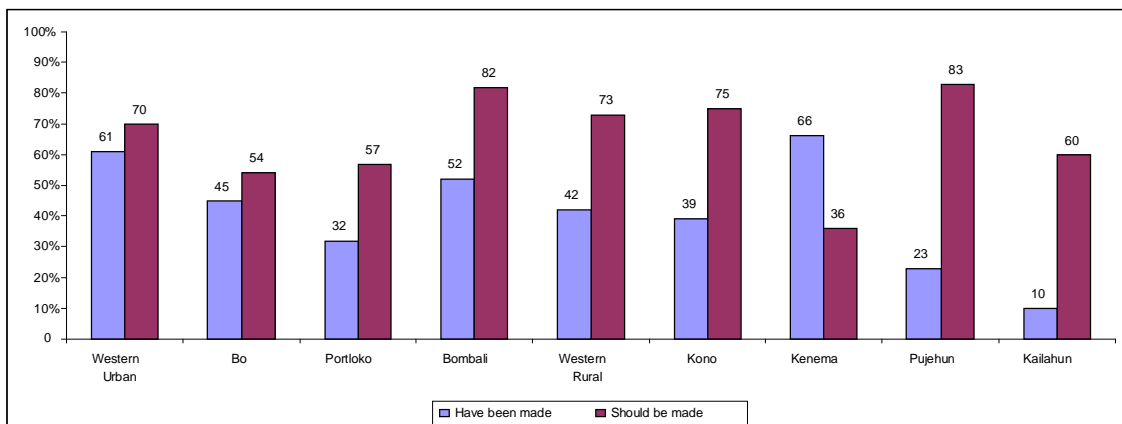
**Figure 33: What reparations have been made and should be made to victims by district...skills and training (% mentioned) (base = all respondents)**



**Figure 34: What reparations have been made and should be made to victims by district...micro-credit (% mentioned) (base = all respondents)**



**Figure 35: What reparations have been made and should be made to victims by district...housing (% mentioned) (base = all respondents)**

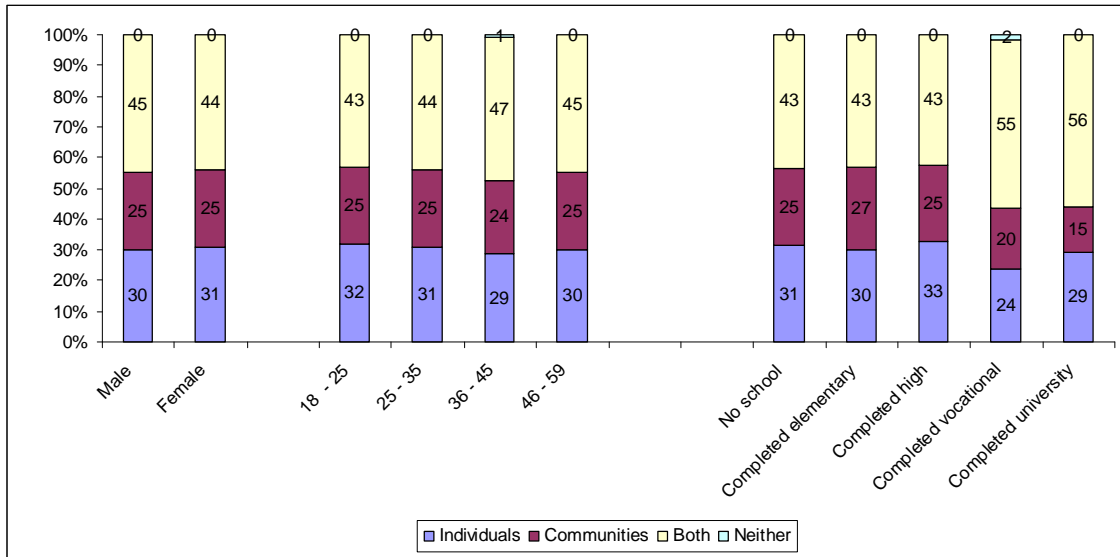


**Figure 36: What reparations have been made and should be made to victims by district...food (% mentioned) (base = all respondents)**

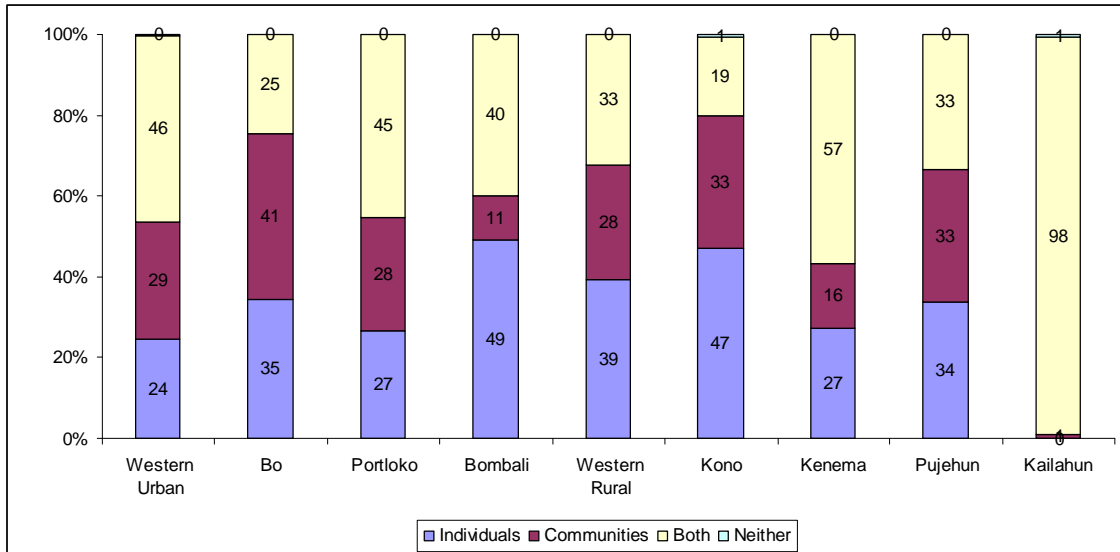
Respondents were also asked whether they thought reparations should be made to individuals or communities. The overall responses across the sample were as follows:

- § Individuals (30%);
- § Communities (25%);
- § Both individuals and communities (45%).

Figure 38 shows that there was some variation in responses by district with 98% of respondents in Kailahun stating that reparations should be made to communities and individuals.



**Figure 37: Should reparations be made to individuals or communities, by gender, age and highest level of education (% Yes) (base= all respondents)<sup>9</sup>**

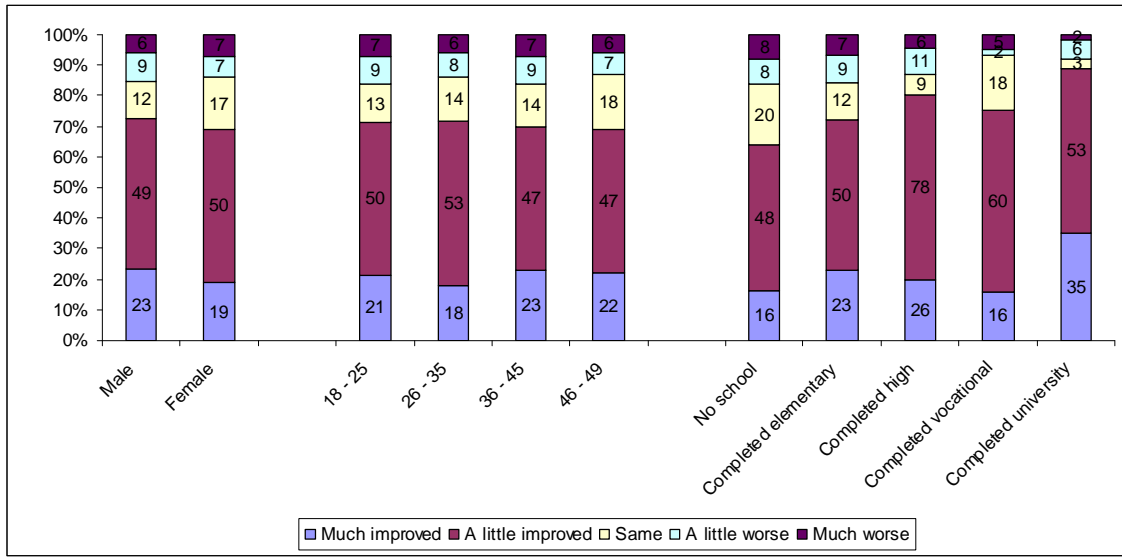


**Figure 38: Should reparations be made to individuals or communities, by district (% Yes) (base= all respondents)**

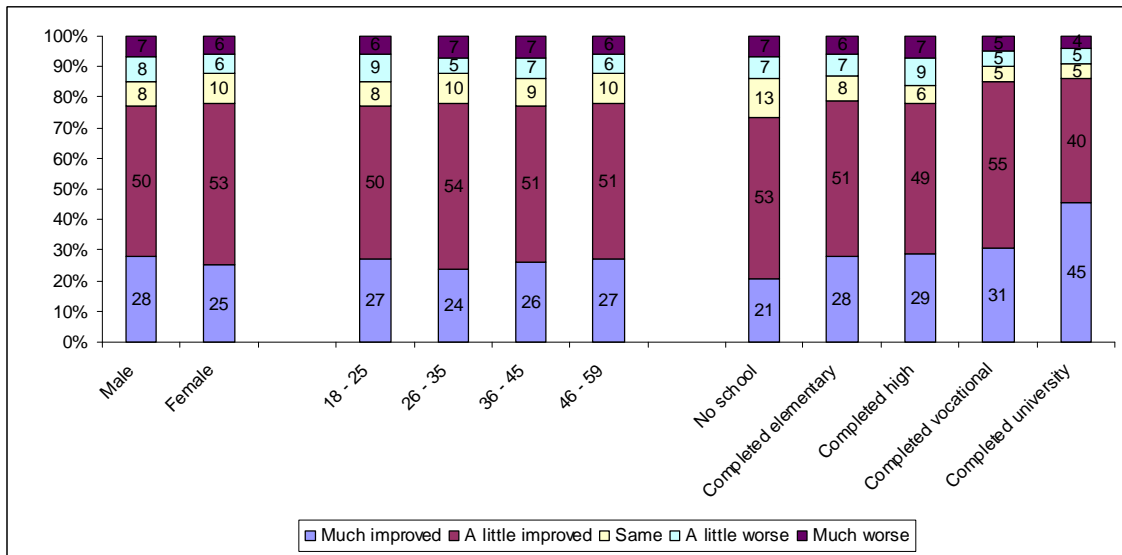
<sup>9</sup> The numbers of respondents who were aware of the TRC who had completed vocational school (n=66) or University (n=94) are low.

Respondents were asked about the situation for women and children since the end of the conflict. **Figures 39 and 40** show that a large majority of respondents felt that the situation for both women and children was much improved or improved a little since the end of the conflict:

- § 71% responded that the situation for women had much improved or improved a little
- § 15% responded that the situation for women was much worse or a little worse
- § 78% responded that the situation for children had much improved or improved a little
- § 14% responded that the situation was much worse or a little worse for children



**Figure 39: How is the situation for women since the end of the civil conflict -- by gender, age and level of education (base = all respondents)**



**Figure 40: How is the situation for children since the end of the civil conflict -- by gender, age and level of education (base = all respondents)**

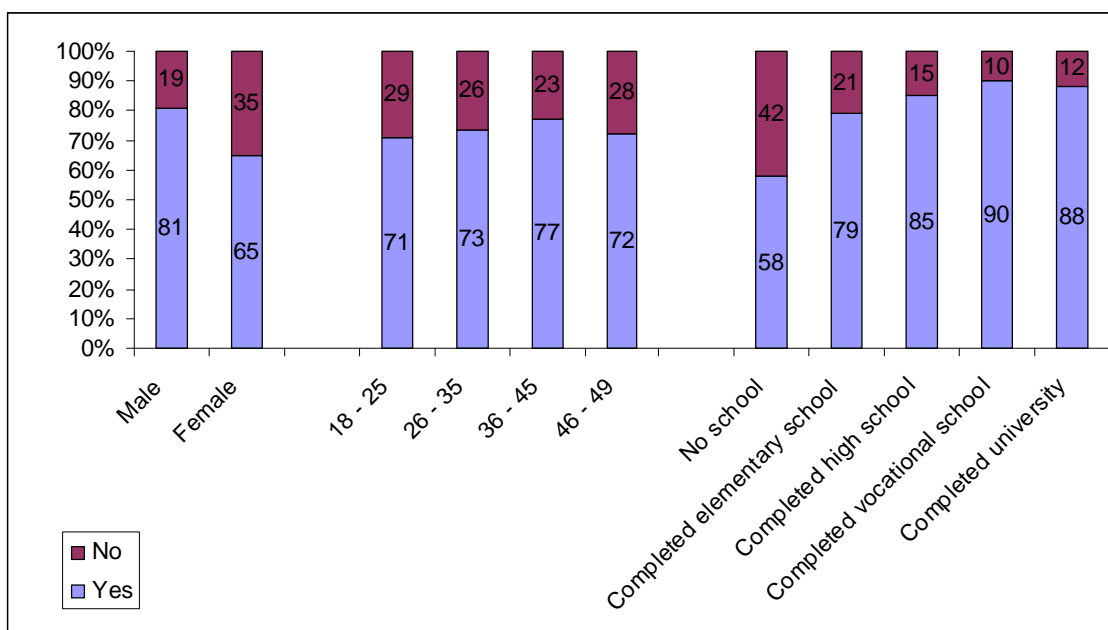
## AWARENESS OF AND ATTITUDES TOWARDS SECURITY SECTOR REFORM

This section presents information on the awareness that respondents have of the reforms to the security sector in Sierra Leone since the end of the conflict. It explores:

- Awareness of and attitudes towards the reformed police service of Sierra Leone
- Awareness of and attitudes towards the reformed army of Sierra Leone and IMATT
- The role of civilians in reporting wrongdoings by security personnel

### *Awareness of reform of the police force of Sierra Leone*

The majority of respondents (74%) report that they are aware of changes to the police and the army since the end of the conflict in Sierra Leone. **Figure 41** shows that men (81%) are more likely to be aware of the changes than women (65%), as are respondents with higher levels of education.



**Figure 41: Do you know about any changes to the police and the army since the end of the war - by gender, age and level of education (base = all respondents)**

**Table 23** shows the proportion who know about changes to the police and the army since the end of the war across the sample districts. There are substantial variations, ranging from 93% in Kailahun, to only 50% in Port Loko.

	Yes (%)	No (%)
Western Urban	69	31
Bo	73	27
Portloko	50	50
Bombali	78	22
Western Rural	54	46
Kono	73	27
Kenema	80	20
Pujehun	90	10
Kailahun	93	7

**Table 23: Do you know about any changes to the police and the army since the end of the war - by district (base = all respondents)**

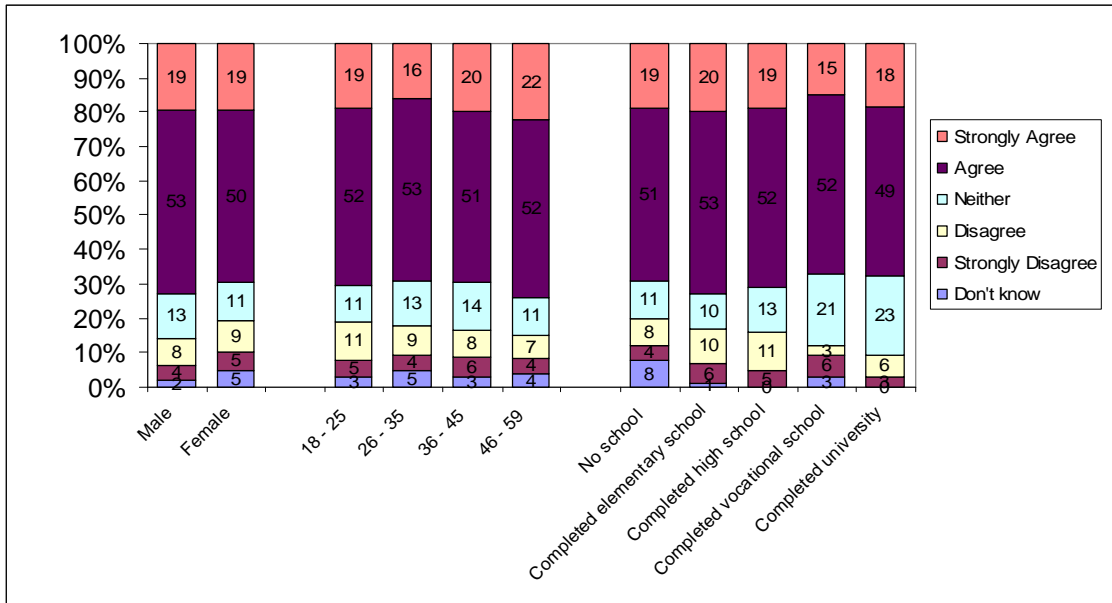
Respondents who were aware of changes to the police were asked about the main changes to the police since the end of the war. The most frequently mentioned responses were:

- Family Support Unit added (53%);
- Police behave better (51%);
- Better uniform and appearance (50%);
- Training from British Government (48%);
- Community policing begun (32%);
- Police participate in development activities (21%);
- Partnership boards established (15%).

Interestingly, only 4% of respondents mentioned that police are still taking bribes.

Respondents were asked about the extent to which they thought the new police will respect people's rights, and their views on corruption within the new police force. Nearly three quarters (71%) of respondents either agreed (52%) or strongly agreed (19%) that the new police force will respect people's rights, whilst a cumulative 13% either disagreed (9%) or strongly disagreed (4%).

**Figure 42** shows that the proportion of respondents who disagree that the new police force will respect peoples' rights is higher amongst those with a higher level of education.



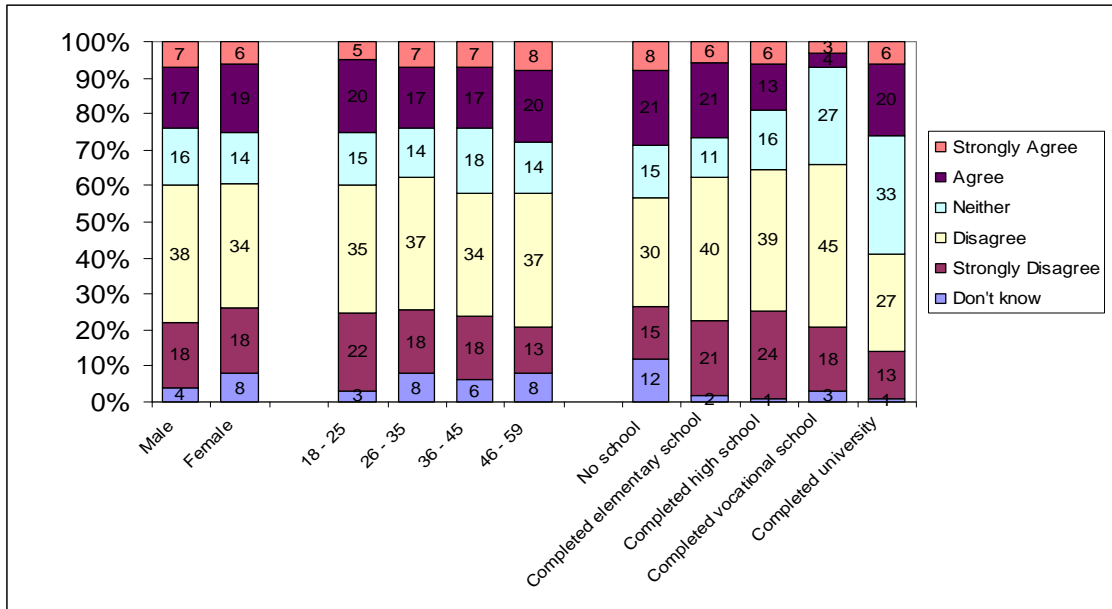
**Figure 42: The new police respect people's rights (base = all respondents)**

**Table 24** shows respondents' views on the new police force of Sierra Leone across sample districts.

	Strongly agree (%)	Agree (%)	Neither (%)	Disagree (%)	Strongly disagree (%)	DK/NR (%)
Western Urban	15	28	24	16	14	4
Bo	38	38	8	5	5	5
Portloko	12	55	7	14	4	9
Bombali	13	69	11	4	0	4
Western Rural	26	35	16	15	6	3
Kono	19	51	13	14	1	2
Kenema	34	55	6	1	2	3
Pujehun	21	67	10	1	1	1
Kailahun	0	94	1	4	0	1

**Table 24: The new police respect people's rights (base = all respondents)**

**Figure 43** shows that a minority of respondents, only 25%, agreed (18%) or strongly agreed (7%) that the new police force of Sierra Leone are not corrupt. 54% disagree (36%) or strongly disagree (18%). The proportion of respondents who agree or strongly agree that the new police force are not corrupt, increases with age.



**Figure 43: The new police are not corrupt -- by gender, age and level of education (base = all respondents)**

**Table 25** shows responses on the issue of corruption in the police force by district. Respondents in Kailahun were more likely to report that they disagree (88%) that the new police force is not corrupt and those in Bombali and Kenema were more likely to agree or strongly agree that the new police force is not corrupt (41%).

	Strongly agree (%)	Agree (%)	Neither (%)	Disagree (%)	Strongly disagree (%)	DK/NR (%)
Western Urban	7	10	25	24	30	3
Bo	10	19	7	24	32	9
Portloko	3	24	21	30	11	11
Bombali	2	39	16	35	1	6
Western Rural	10	8	11	24	40	6
Kono	12	29	16	33	7	3
Kenema	11	30	16	22	14	7
Pujehun	3	9	13	53	16	6
Kailahun	1	5	2	88	0	5

**Table 25: The new police are not corrupt -- by district (base = all respondents)**

### ***Awareness of and attitudes towards the reformed army***

Respondents were asked for the views on the role of the army. The most frequently mentioned responses were as follows:

- Secure lives (87%);
- Secure property (72%);
- Ensure peace (31%);
- Trained and equipped to protect borders (27%);
- Maintain non-violence in their activities (8%).

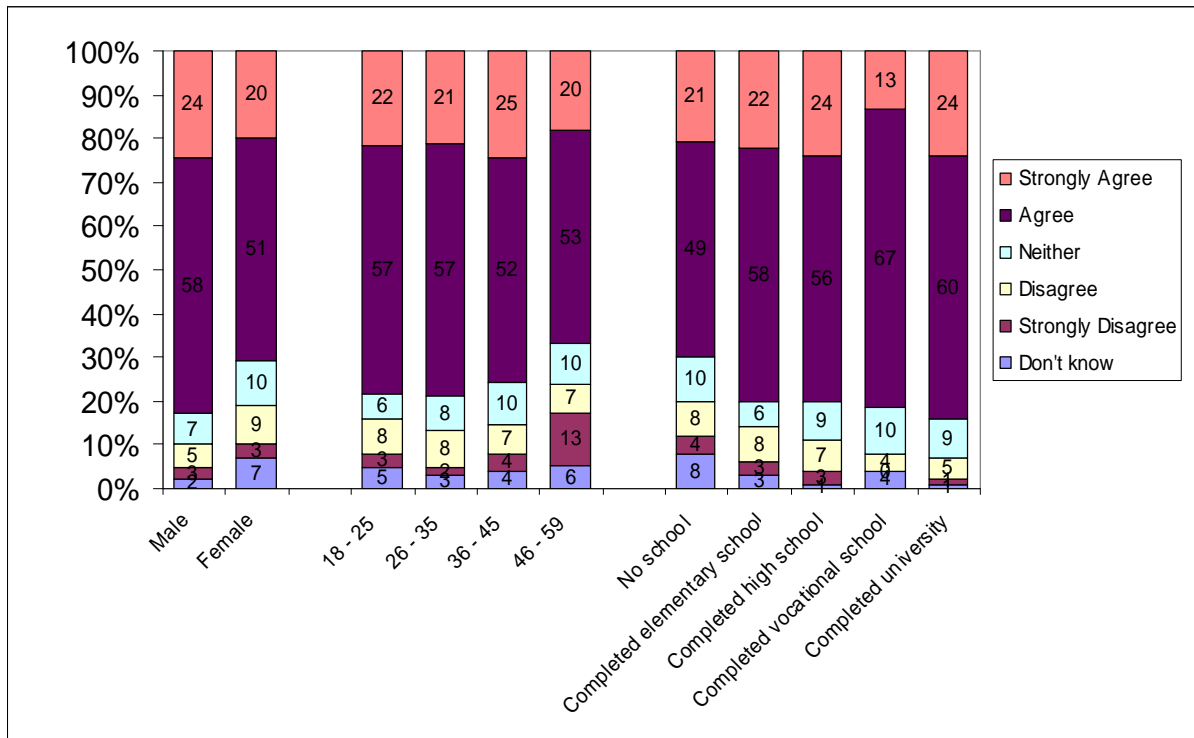


Respondents who were aware about changes to the army were asked about the main changes. The most frequently mentioned responses were:

- Trained by IMATT (61%);
- Army behave better (61%);
- Improved facilities (38%);
- Increase in salary (31%);
- Recruited more soldiers (29%);
- Army participate in development activities (21%);
- Increased capacity of existing personnel (14%).

Respondents were asked about the extent to which they thought that the new army would be able to provide security for Sierra Leone once the UN forces have left the country. The majority of respondents (77%) either agreed or strongly agreed that the new army would be able to provide security, with 7% of respondents disagreeing or strongly disagreeing (3%).

**Figure 44** shows that the proportion of respondents agreeing that the new army will be able to provide security after UN forces leave Sierra Leone, declines as level of education increases.



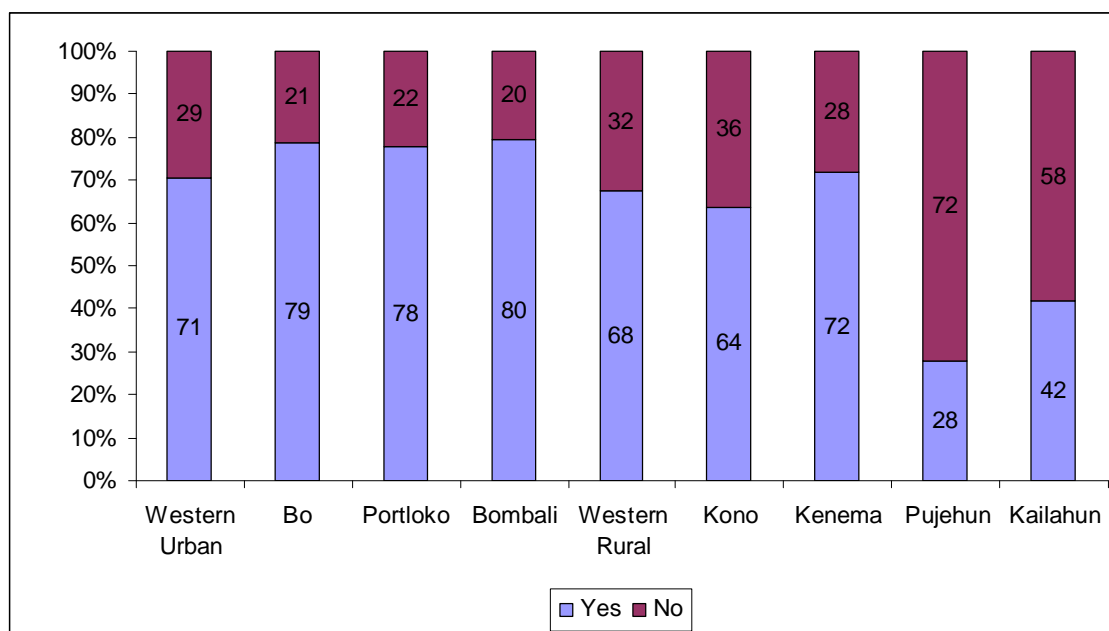
**Figure 44: The new army will be able to provide security for Sierra Leone once the UN has left the country (base = all respondents)**

**Table 26** shows respondents' views on the new army of Sierra Leone across sample districts.

	Strongly agree (%)	Agree (%)	Neither (%)	Disagree (%)	Strongly disagree (%)	DK/NR (%)
Western Urban	25	51	10	10	3	1
Bo	26	38	5	9	13	8
Portloko	33	38	2	10	6	11
Bombali	10	66	11	8	0	6
Western Rural	32	47	7	7	1	5
Kono	31	52	6	4	1	7
Kenema	15	56	13	10	2	3
Pujehun	21	66	8	2	1	2
Kailahun	1	83	12	3	0	1

**Table 26: The new army will be able to provide security for Sierra Leone once the UN has left the country (base = all respondents)**

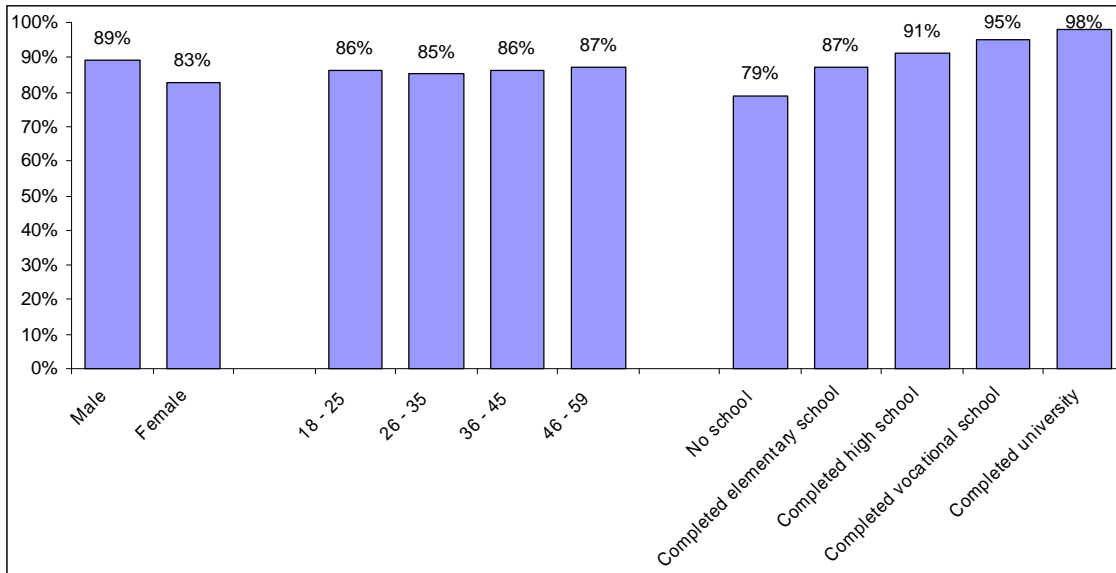
Respondents were asked whether they think that IMATT should remain in Sierra Leone. 74% of respondents felt that they should remain and responses were similar by gender, age and education level. However, there was some variation by district as shown below – the % of respondents who felt that IMATT should remain was much lower in Pujehun (28%) and Kailahun (42%).



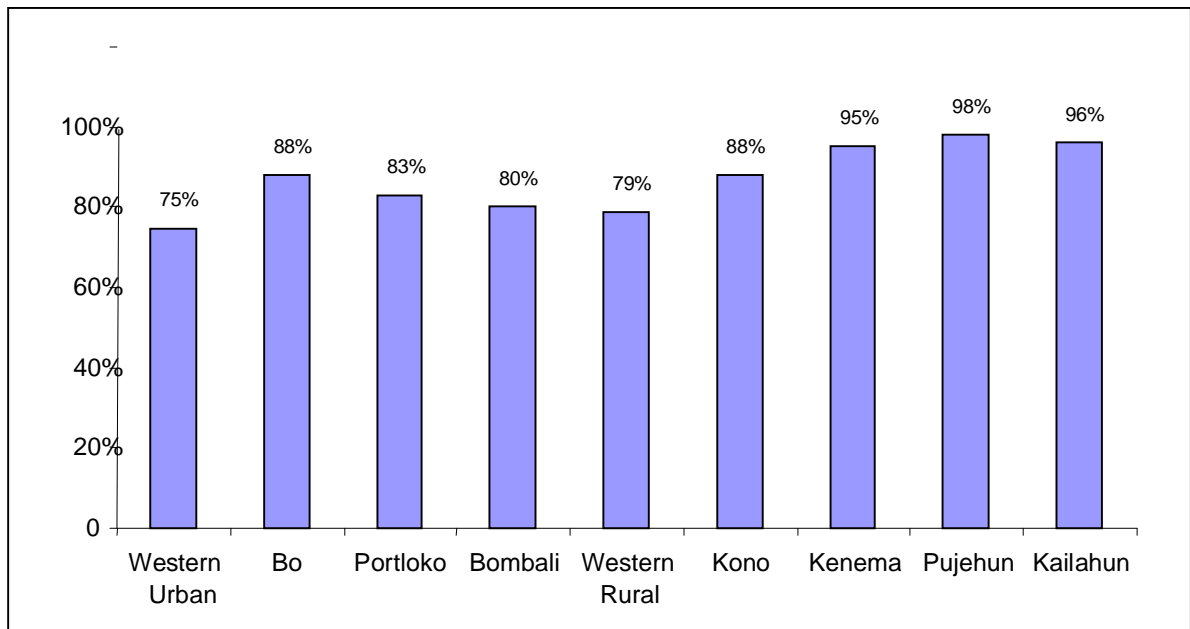
**Figure 45: Should IMATT remain in Sierra Leone -- by district (base= all respondents)**

Respondents were asked whether they think that civilians have a role in doing something about wrongdoing by security forces.

**Figure 46** shows that 86% of respondents agreed that civilians have a role in doing something about wrongdoing by security forces.



**Figure 46: Do civilians have a role in doing something about wrongdoing by security personnel - by gender, age and level of education (% Yes)**

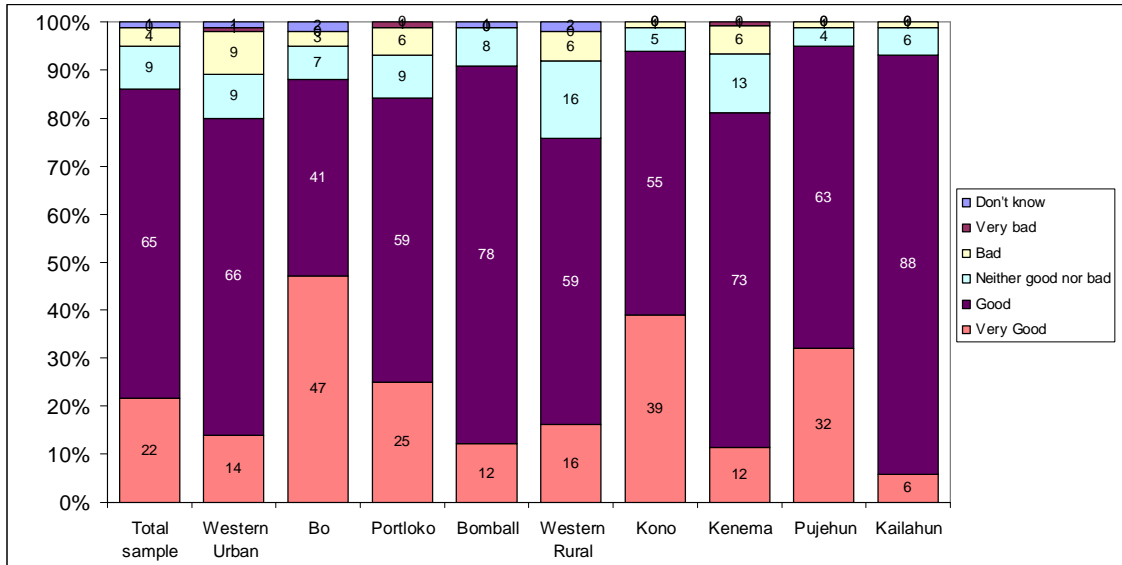


**Figure 47: Do civilians have a role in doing something about wrongdoing by security personnel - by district (% Yes)**

Those who felt that civilians should have a role in doing something about wrongdoing were asked what role or responsibility civilians should have. The most frequently mentioned responses were:

- Report incidents (90%);
- Identify security person involved in wrongdoing (39%);
- Identify security force involved in wrongdoing (28%);
- Do not bribe at checkpoints (14%);
- Report to office of ombudsman (8%).

Respondents were asked how they would describe the security situation in Sierra Leone. A large majority of respondents described the situation as either very good or good (87%). There was little variation in response by gender, age or education. **Figure 48** shows that there is some variation in responses by region.



**Figure 48: How would you describe the security situation in Sierra Leone -- by total sample and district (base = all respondents)**

Respondents were asked if they've heard of the United Nations Mission in Sierra Leone (UNAMSIL). Overall around 97% of respondents had heard of UNAMSIL with no significant variation in responses by gender, age, education level or district with the exception of respondents in Bombali and Kenema where 93% were aware.

## IMMEDIATE NEEDS AND JUSTICE PRIORITIES

This section presents information on respondents' attitudes towards appropriate justice for those who were involved in the conflict, either as combatants or as perpetrators of wrongdoing against others.

Respondents were also asked whether they are aware of the Justice Sector Development Programme for Sierra Leone.

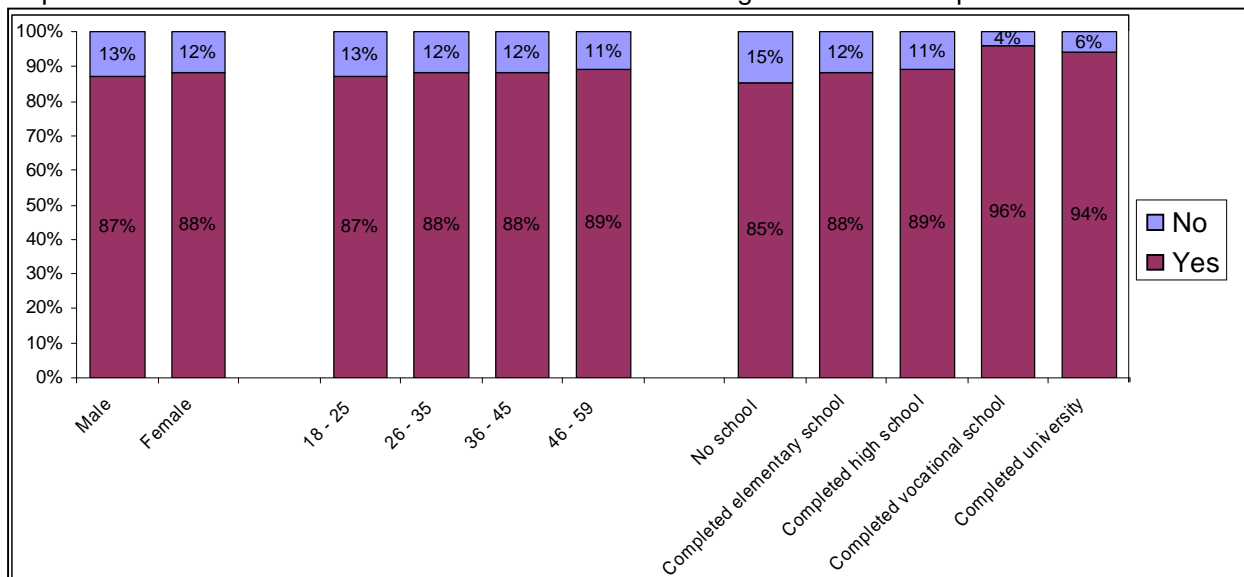
### ***Trials for wrongdoing***

Respondents were asked what should be the government's main priority in finding justice for Sierra Leone. The most frequently mentioned responses were as follows:

- Access to justice for people through the courts (50%);
- Reduce corruption (36%);
- Improve the court system and/or judiciary (27%);
- Jobs and dealing with poverty (21%);
- Justice for past atrocities, abuses and violations (14%);
- Rebuilding communities (10%);
- Reconciliation of groups previously involved in conflict (10%);
- Revealing the truth about the past conflict (9%).

Respondents were asked about wrongdoings which they were aware of taking place during the conflict. The most frequently mentioned actions are: mass murder, rape, and the use of child soldiers.

Respondents were then asked whether they thought that people involved in any of these wrongdoings should be taken to court and put on trial. **Figure 49** shows that 88% of respondents think that people who were involved in wrongdoings should be put on trial. Respondents with education at vocational school and university level are more likely than respondents with lower levels of education to think that wrongdoers should be put on trial.



**Figure 49: Should any people involved in any wrongdoings during the war be taken to court and put on trial? (base = all respondents)**

**Table 27** shows that support for trials for wrongdoers is highest in Kailahun (99%) and lowest in Portloko (81%).

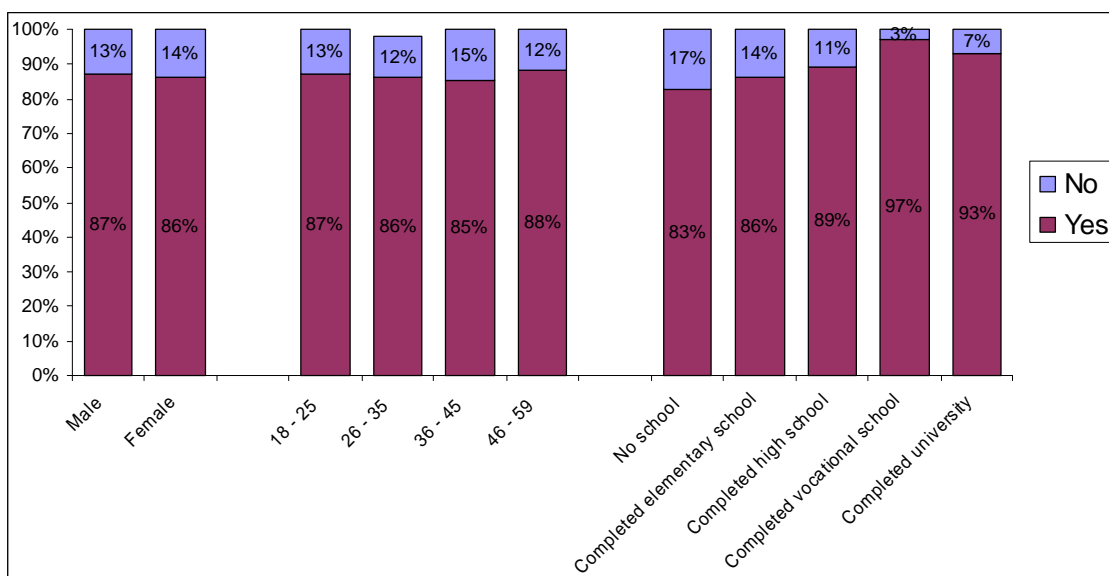
	Yes (%)	No (%)
Western Urban	88	12
Bo	83	17
Portloko	81	19
Bombali	91	9
Western Rural	81	19
Kono	90	10
Kenema	85	15
Pujehun	89	11
Kailahun	99	1

**Table 27: Should any people involved in any wrongdoings during the war be taken to court and put on trial - by district (base = all respondents)**

Respondents who thought that people involved in wrongdoings during the conflict should be taken to court and put on trial were asked for which crimes they should be tried. The most frequently mentioned responses were as follows:

- Crime against humanity (rape, killing, amputations etc) (95%);
- Crime against property – damage and destroy, burning of houses (86%);
- Economic crimes – looting (63%);
- Economic crimes – taking natural resources illegally (diamonds, timber) (46%).

Respondents were asked whether commanders and/or leaders of the main fighting factions during the war in Sierra Leone should be put on trial. **Figure 50** shows that the majority of respondents (87%) report that they think that commanders and leaders should be put on trial. Respondents with no formal schooling are less likely than others to report that they think that commanders and leaders should be put on trial.



**Figure 50: Should commanders and/or leaders of the fighting factions be tried for crimes committed in Sierra Leone? (base = all respondents)**

**Table 28** shows responses across sample districts. The greatest support for trials for leaders of fighting factions is in Kailahun (96%) and the lowest in Bo (76%).

	Yes (%)	No (%)
Western Urban	90	10
Bo	76	24
Portloko	84	16
Bombali	94	6
Western Rural	78	22
Kono	94	6
Kenema	77	23
Pujehun	87	13
Kailahun	96	4

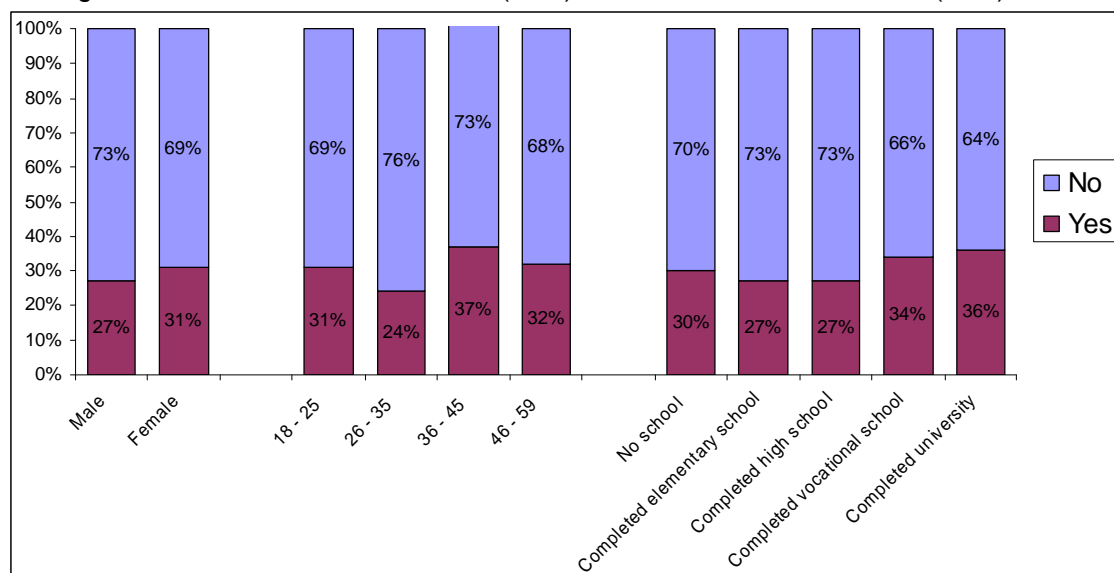
**Table 28: Should commanders and/or leaders of the fighting factions be tried for crimes committed in Sierra Leone - by district (base = all respondents)**

Respondents who didn't think that commanders and/or leaders of the fighting factions should be tried were asked why. The most frequent responses were as follows:

- It will cause division in the country (33%);
- They were acting in self defence (22%);
- They were protecting their communities (13%);
- They were acting for the good of Sierra Leone (12%);
- They were frustrated and deprived of their needs (14%);
- They were not guilty of any crimes (9%).

Respondents were also asked whether they thought that low-ranking combatants from the warring factions should be put on trial. **Figure 51** shows that just over a quarter of respondents report that they should be put on trial.

**Table 29** shows responses across sample districts. The greatest support for trials for low-ranking combatants is in Western Urban (50%) and the lowest is in Kenema (13%).



**Figure 51: Should low-ranking combatants be put on trial? (base = all respondents)**

	Yes (%)	No (%)
Western Urban	50	50
Bo	18	82
Portloko	36	64
Bombali	21	79
Western Rural	16	84
Kono	25	75
Kenema	13	87
Pujehun	34	66
Kailahun	23	77

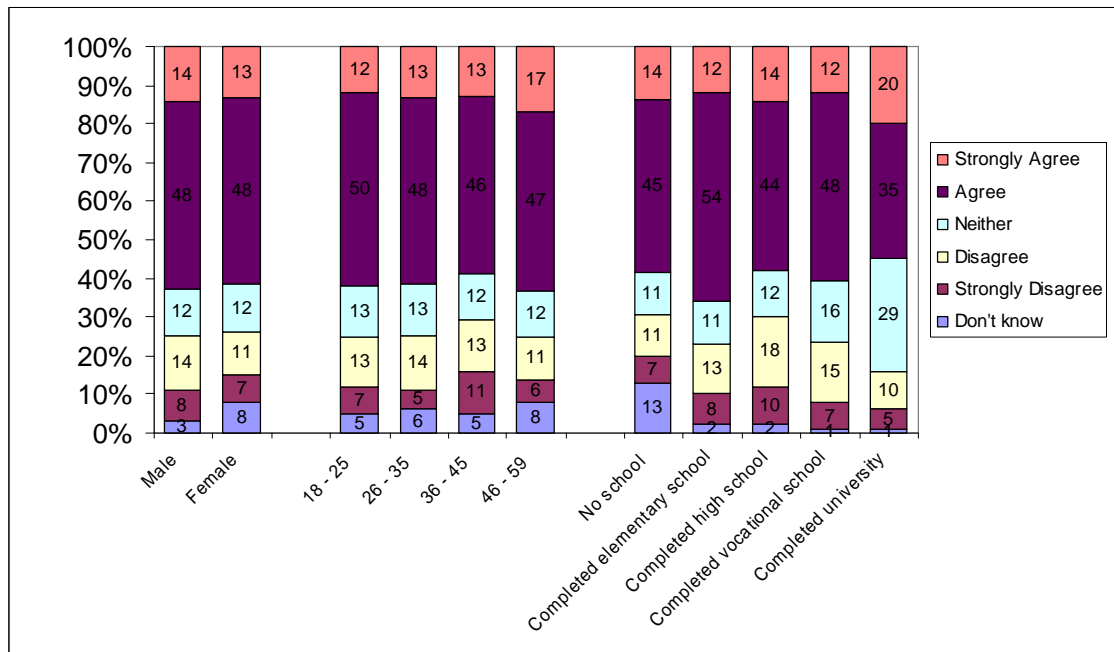
**Table 29: Should low-ranking combatants be put on trial - by district (base = all respondents)**

Respondents were asked what they do when they want to seek justice in their communities. Their responses were as follows:

- Go to the court (51%);
- Refer the case to community leaders (elders, chairman, chief, councillors) (50%);
- Go to the police (49%);
- Forgive (14%);
- Seek revenge (4%);
- Use mob justice (3%);
- Nothing (2%).

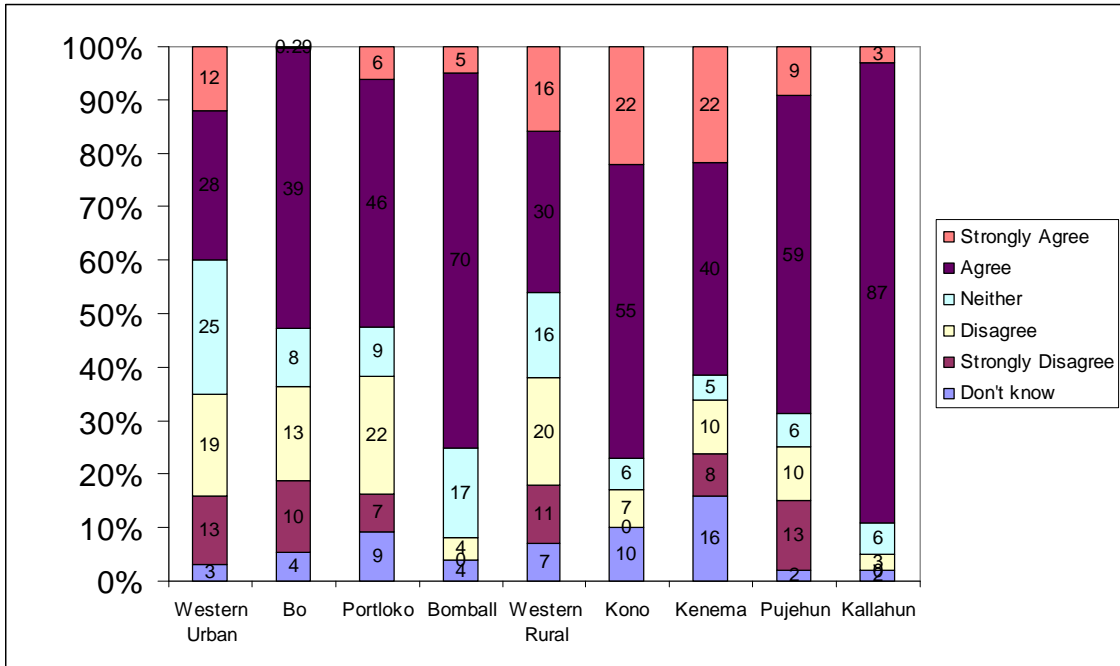
Respondents were also asked whether they thought the national courts in Sierra Leone can be trusted to bring about justice on the people involved in wrongdoing during the war.

**Figure 52** shows nearly two thirds of respondents strongly agree or agree that the national courts can bring about justice. **Figure 53** shows respondents in Western Urban were least likely to agree or strongly agree (40%) whilst respondents in Kailahun were most likely (90%).



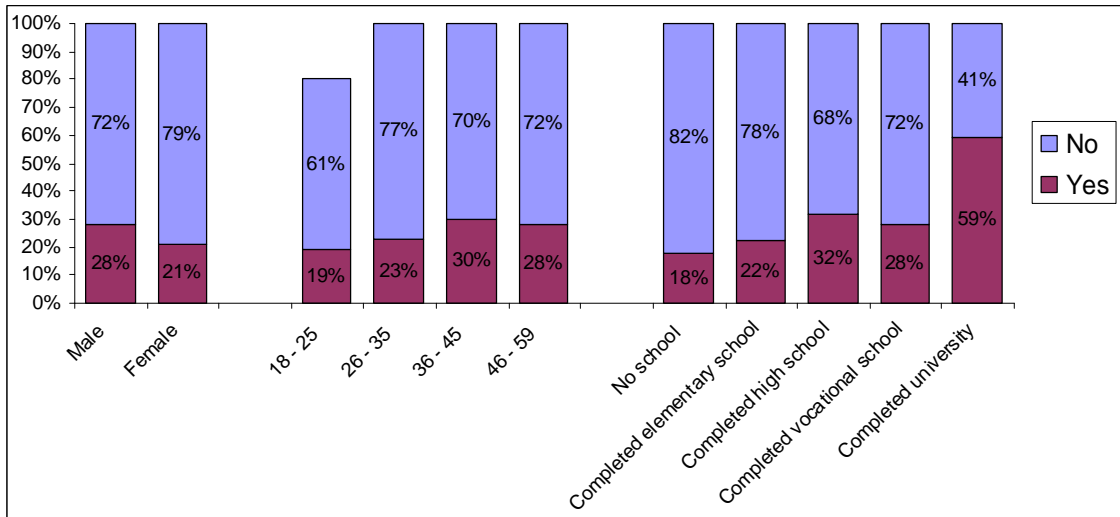
**Figure 52: The national courts in Sierra Leone can be trusted to bring about justice on the people involved in wrongdoings during the war - by gender, age and level of education (base = all respondents)**





**Figure 53: The national courts in Sierra Leone can be trusted to bring about justice on the people involved in wrongdoings during the war - by district (base = all respondents)**

Respondents were asked if they had heard of the Justice Sector Development Programme for Sierra Leone. **Figure 54** shows that around a quarter of respondents had heard of the programme with those who had completed university being most likely to have heard of the JSDP (59%).



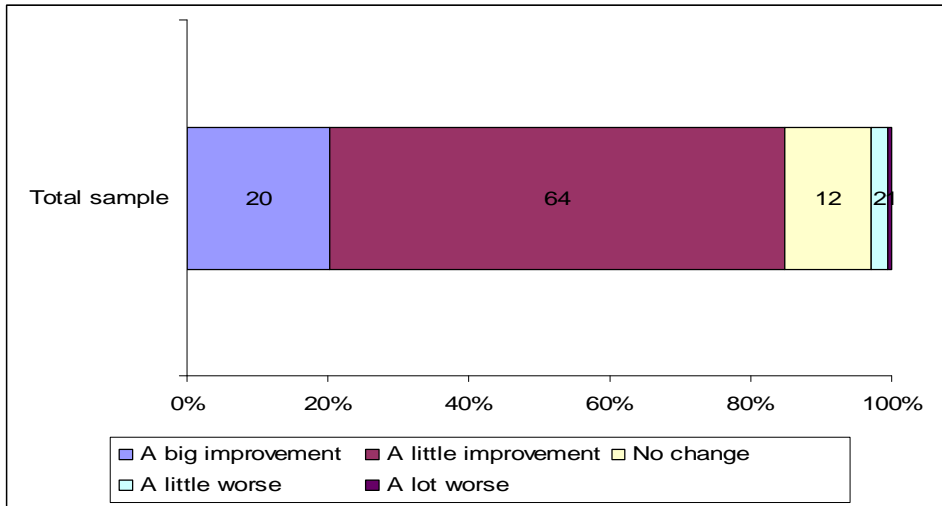
**Figure 54: Have you heard of the Justice Sector Development Programme for Sierra Leone (JSDP)? (base = all respondents)**

**Table 30** shows responses across sample districts. Respondents in Kallahun (4%) and Pujehun (4%) were significantly less likely to have heard of the programme than those in other districts. Those in Bo were most likely to have heard of the JSDP (41%).

	Yes (%)	No (%)
Western Urban	26	74
Bo	41	59
Portloko	23	77
Bombali	35	65
Western Rural	22	78
Kono	30	70
Kenema	36	64
Pujehun	4	96
Kailahun	4	96

**Table 30 Have you heard of the Justice Sector Development Programme for Sierra Leone (JSDP) -- by district (base = all respondents)**

Respondents who had heard of the JSDP were then asked for their views on the changes it had brought about. 84% of respondents thought it had brought about a big improvement (20%) or a little improvement (64%).



**Figure 55: How would you describe the changes brought about by the JSDP? (base= those aware of JSDP)**

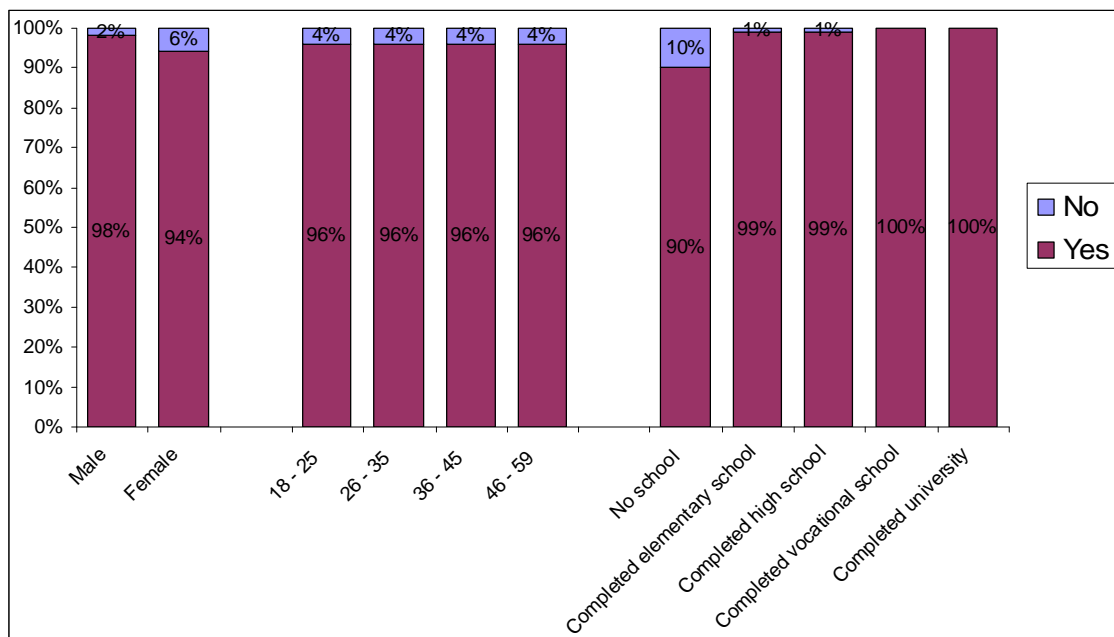
## SPECIAL COURT FOR SIERRA LEONE AND CHARLES TAYLOR TRIAL

This section presents information on respondents' awareness of the Special Court for Sierra Leone and the trial of former Liberian president, Charles Taylor. During fieldwork for the survey, Charles Taylor was put on trial in the Special Court for Sierra Leone, in The Hague.

### *Awareness and attitudes towards the Special Court for Sierra Leone*

**Figure 56** shows the proportion of respondents who report having heard of the Special Court for Sierra Leone (by gender, age group and highest level of education attained). A very high proportion of respondents were aware of the Special Court for Sierra Leone (98% of men and 94% of women).

**Table 31** shows that awareness was high across all districts



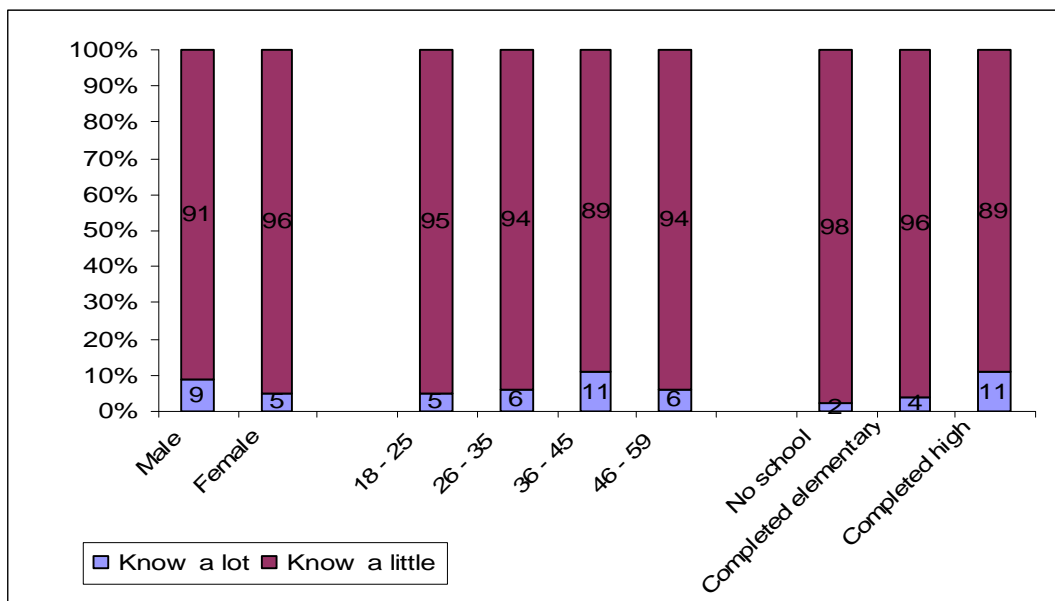
**Figure 56: Have you heard of the Special Court for Sierra Leone - by gender, age and level of education (base = all respondents)**

	Heard about the Special Court for Sierra Leone (%)
Western Urban	98
Bo	96
Portloko	94
Bombali	89
Western Rural	97
Kono	98
Kenema	90
Pujehun	98
Kailahun	99

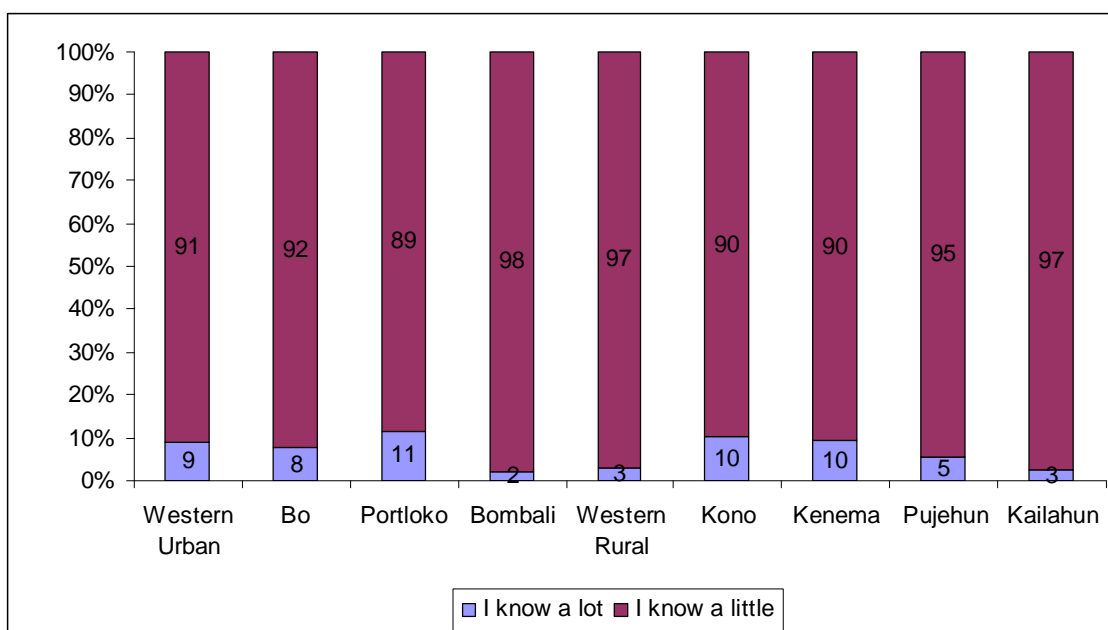
**Table 31: Have you heard of the Special Court for Sierra Leone - by district (base = all respondents)**

Respondents who were aware of the SCSL were asked how they would describe their knowledge of proceedings of the Special Court. 7% of respondents responded that they know a lot about the proceedings but the large majority of respondents reported 'knowing a bit' (93%). Respondents aged between 36 and 45 and those who had completed University reported a higher level of knowledge than respondents in other groups.

**Figure 57** shows responses by district. Respondents in Portloko reported the highest levels of knowledge of proceedings whilst those in Bombali reported the lowest.



**Figure 57: How would you describe your knowledge of the proceedings of the Special Court for Sierra Leone - by gender, age and level of education (base = all aware of SCSL)**



**Figure 58: How would you describe your knowledge of the proceedings of the Special Court for Sierra Leone - by district (base = all aware of SCSL)**

## **Success of the Special Court for Sierra Leone at communicating its work**

Respondents who were aware of the SCSL were asked whether they thought the Special Court had been successful in communicating its work to the people of Sierra Leone.

**Table 32** shows that male respondents were more likely to report that the Special Court had communicated its work successfully with 60% of respondents stating it has been very successful (11%) or quite successful (49%). Only 7% of women thought it has been very successful and 40% thought it had been quite successful.

**Table 34** shows that there was considerable variation in responses by district with only 3% reporting that the SCSL had been successful in communicating its work whilst 83% of respondents in Kenema thought it had been very successful (11%) and quite successful (72%).

	Very successful (%)	Quite successful (%)	Neither successful nor unsuccessful (%)	Quite unsuccessful (%)	Very unsuccessful (%)	Don't know/No response (%)
Male	11	49	18	4	2	16
Female	7	40	17	5	2	28

**Table 32: How successful has the Special Court been in communicating its work to the people of Sierra Leone - by gender (base = all respondents who have heard of the SCSL)**

	Very Successful (%)	Successful (%)	Neutral (%)	Unsuccessful (%)	Very Unsuccessful (%)	DK/NR (%)
18-25	9	44	20	5	2	21
26-35	9	47	14	5	2	23
36-45	9	47	17	4	2	21
46-59	9	41	19	5	1	24

**Table 33: How successful has the Special Court been in communicating its work to the people of Sierra Leone - by age (base = all respondents who have heard of the SCSL)**

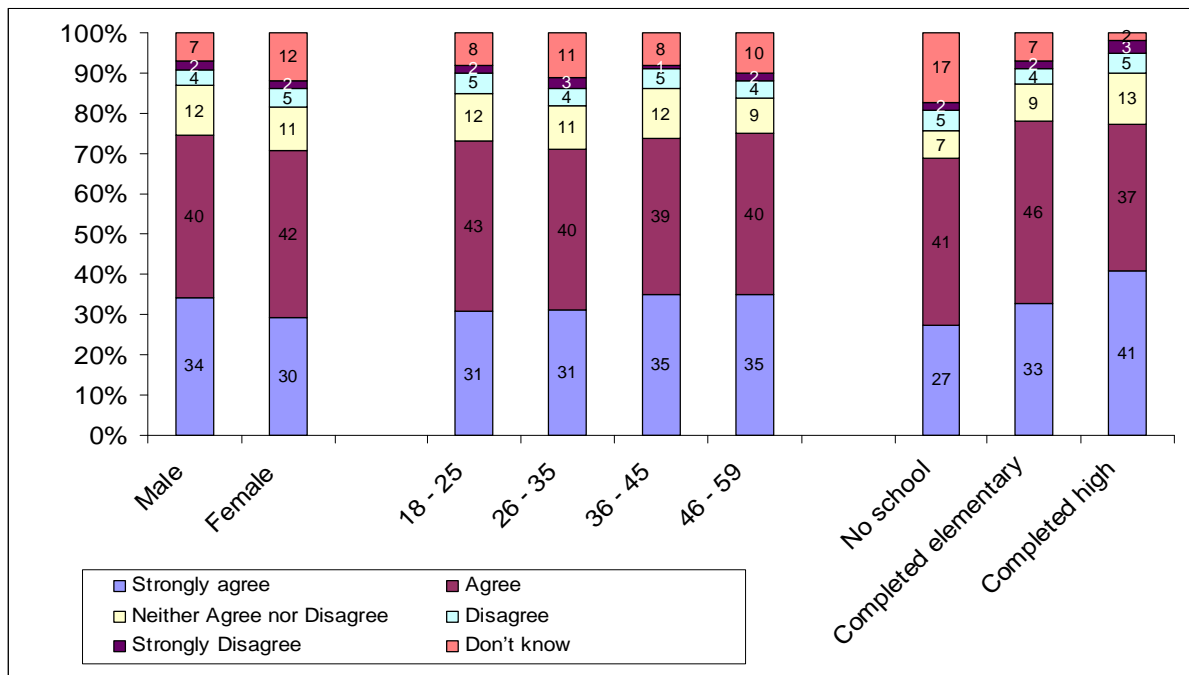
	Very Successful (%)	Successful (%)	Neutral (%)	Unsuccessful (%)	Very Unsuccessful (%)	DK/NR (%)
Western Urban	17	47	21	4	1	9
Bo	11	34	16	8	7	25
Portloko	6	45	23	9	0	17
Bombali	12	66	14	0	0	8
Western Rural	5	38	23	9	2	23
Kono	8	46	9	1	0	37
Kenema	11	72	4	2	4	8
Pujehun	2	57	20	8	3	12
Kailahun	0	3	23	2	1	71

**Table 34: How successful has the Special Court been in communicating its work to the people of Sierra Leone - by district (base = all respondents who have heard of the SCSL)**

### Attitudes to the Special Court for Sierra Leone

Respondents were asked whether they thought that prosecutions at the SCSL would be a deterrent to others committing the same crimes. The majority of respondents agreed or strongly agreed with this statement (73%).

**Figure 59** shows responses by gender, age and education and **Table 35** shows responses by district.



**Figure 59: Prosecutions at the Special Court will be a deterrent to others committing the same crimes - by gender, age and education (base = those aware of SCSL)**

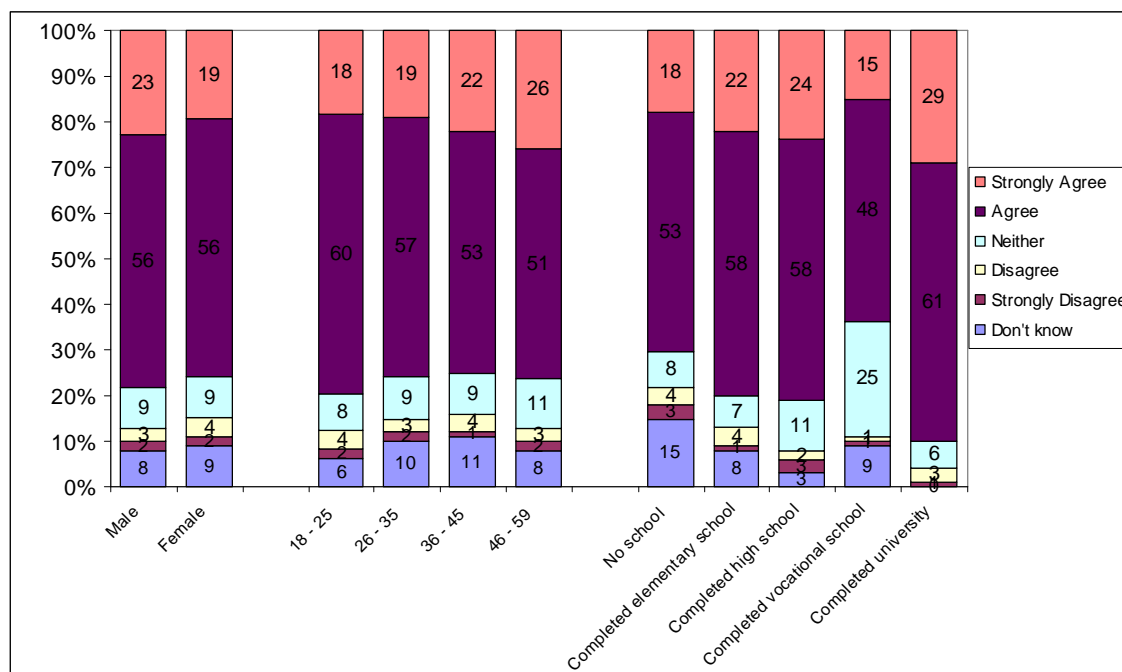
	Strongly agree (%)	Agree (%)	Neutral (%)	Disagree (%)	Strongly disagree (%)	Don't know/no response (%)
Western Urban	46	30	17	4	2	1
Bo	42	32	7	6	3	10
Portloko	31	51	7	7	1	4
Bombali	26	65	5	3	0	1
Western Rural	52	30	3	6	1	8
Kono	37	42	3	1	1	16
Kenema	36	44	8	2	4	6
Pujehun	13	65	9	6	5	2
Kailahun	0	23	34	5	0	39

**Table 35: Prosecutions at the Special Court will be a deterrent to others committing the same crimes - by district (base = those aware of SCSL)**

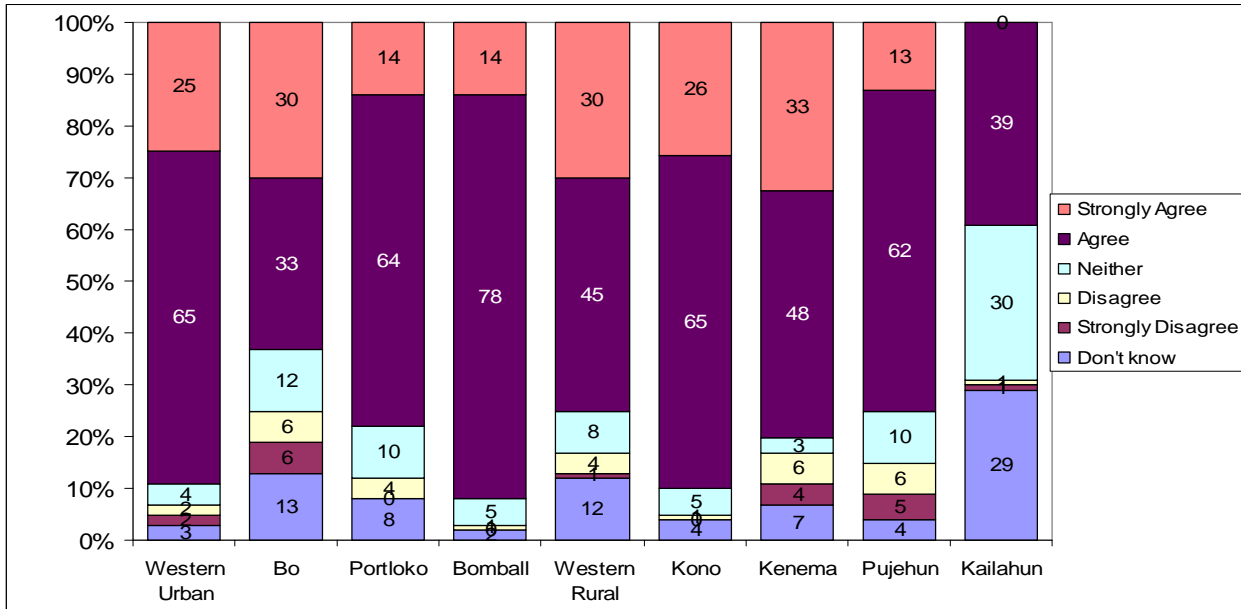
Respondents who are aware of the SCSL were asked whether they think it will deliver justice to the people of Sierra Leone.

**Figure 60** shows that 77% agree that SCSL will achieve justice with 21% strongly agreeing and 56% agreeing.

**Figure 61** shows that there was some variation in responses by district with those in Bombali most likely to agree and those in Kailahun least likely to agree that the SCSL will achieve justice for people in Sierra Leone.



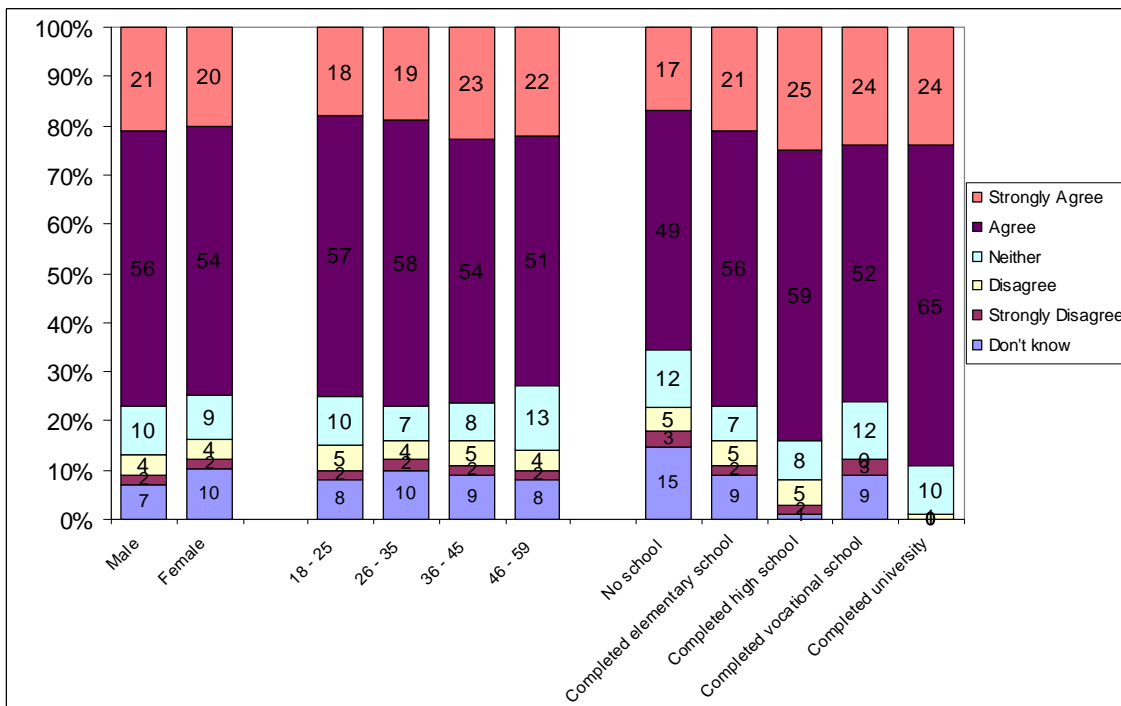
**Figure 60: The Special Court will deliver justice to Sierra Leone people - by gender, age and education (base = all those aware of SCSL).**



**Figure 61: The Special Court will deliver justice to Sierra Leone people - by district (base= all those aware of SCSL)**

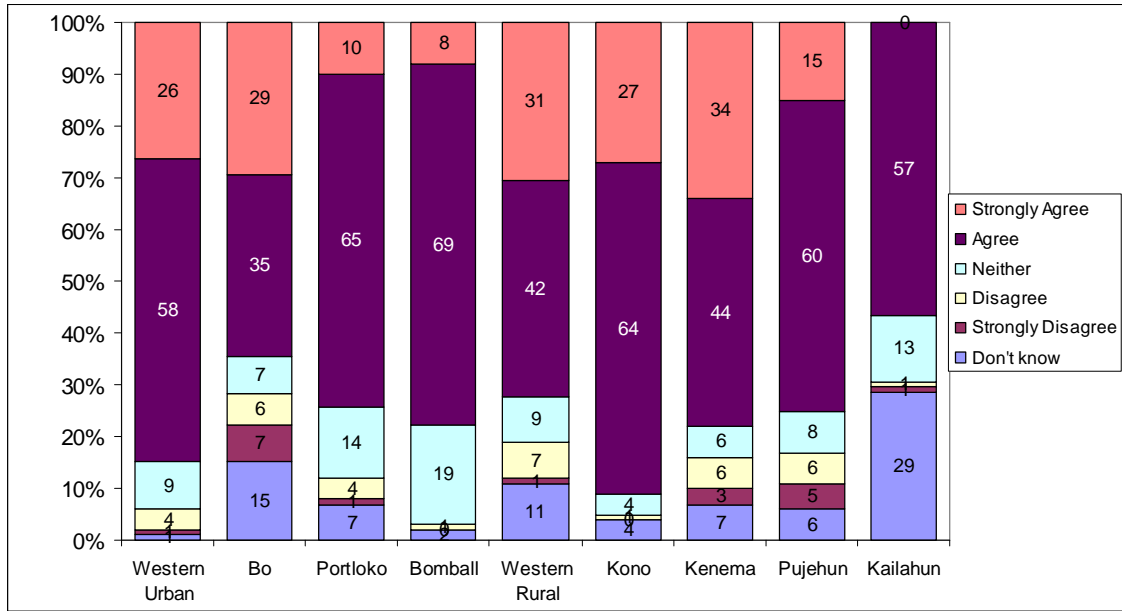
Respondents were also asked whether the SCSL can be trusted to bring justice on those involved in wrongdoing during the war.

**Figure 62** shows that 76% of respondents agreed that the SCSL can be trusted to bring justice to those involved in wrongdoing during the war with 21% strongly agreeing and 55% agreeing. **Figure 63** shows responses by district.



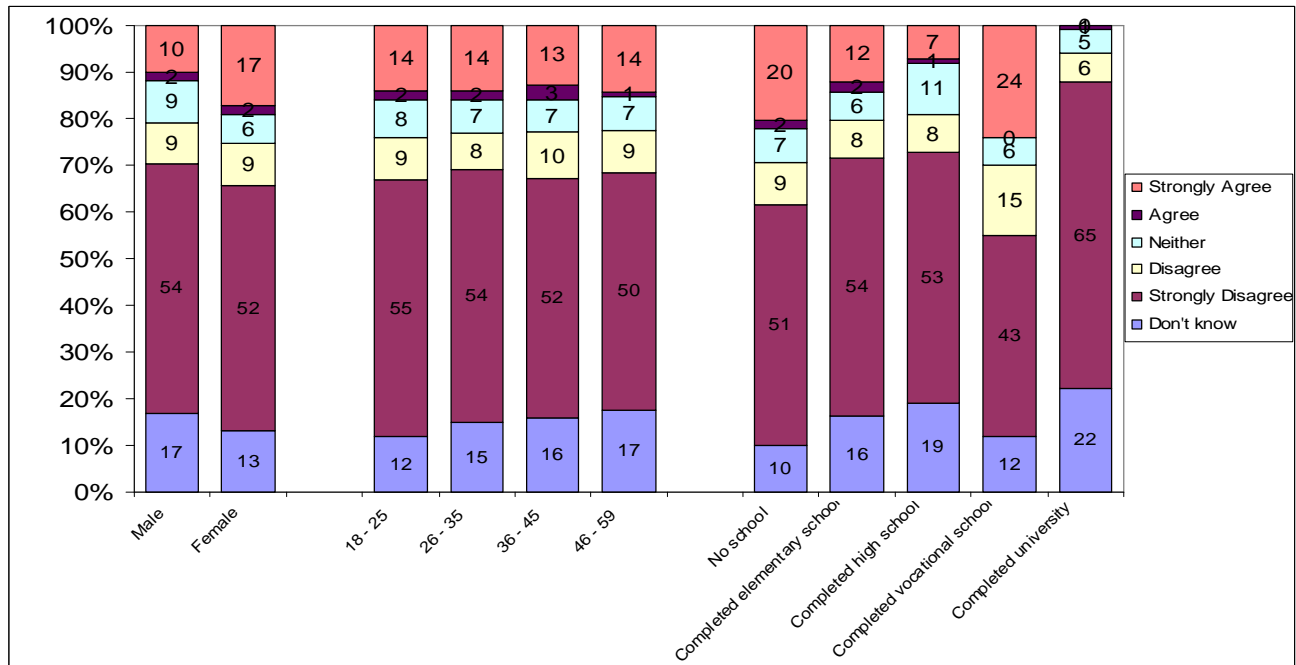
**Figure 62: The Special Court can be trusted to bring about justice on the people involved in wrongdoings during the war - by gender, age and level of education (base= those aware of SCSL)**



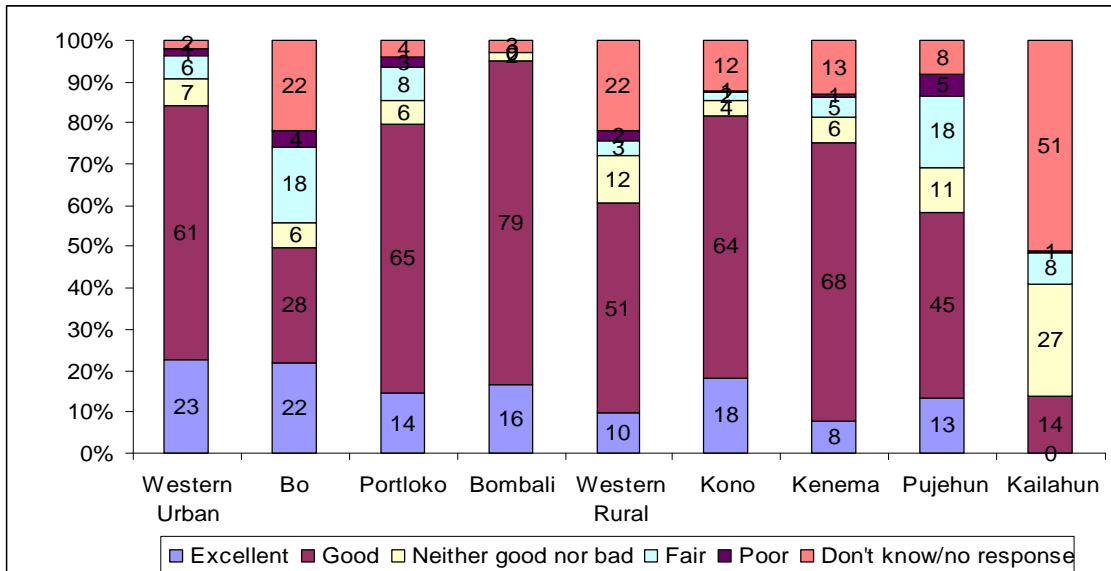


**Figure 63: The Special Court can be trusted to bring about justice on the people involved in wrongdoings during the war - by district (base= those aware of SCSL)**

Respondents were asked how they think the SCSL has performed overall. **Figure 64** shows that 68% of respondents think that the performance of the SCSL has been positive with 15% rating its performance as 'excellent' and a further 53% rating it as 'good'. Respondents who have completed university were more likely to rate the performance of the SCSL as more positive than other respondents. **Figure 65** shows the variation in responses by district – respondents in Bomabli (85%) were more likely to rate the SCSL's performance as positive whilst those in Kailahun (14%) were least likely to rate its performance positively.



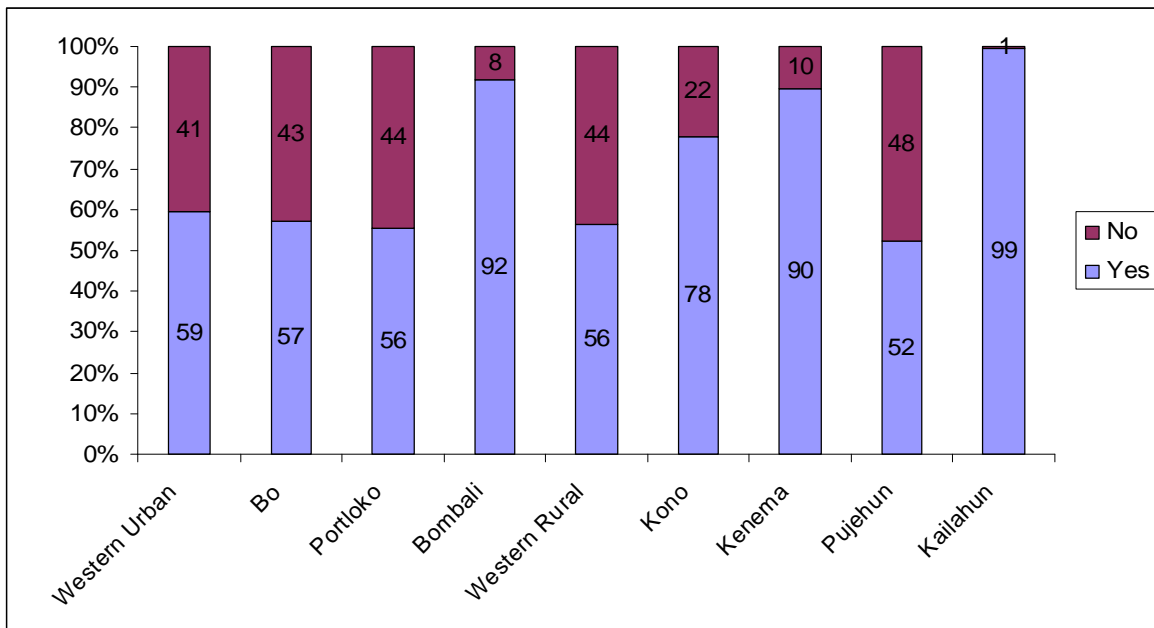
**Figure 64: How has the Special Court performed so far - by gender, age and level of education (base = all aware of SCSL)**



**Figure 65: How has the Special Court performed so far - by district (base = all aware of SCSL)**

Respondents were asked if there are any things the Special Court could do better. There was little variation by gender, age or education with 71% of respondents overall stating that there are things the Special Court could do better.

**Figure 66** shows that there was some variation in views of respondents on this issue by district.



**Figure 66: Are there things the Special Court could do better - by district (base = those aware of SCSL)**

Respondents were then asked in what ways the Special Court could do better. The most frequently mentioned responses were:

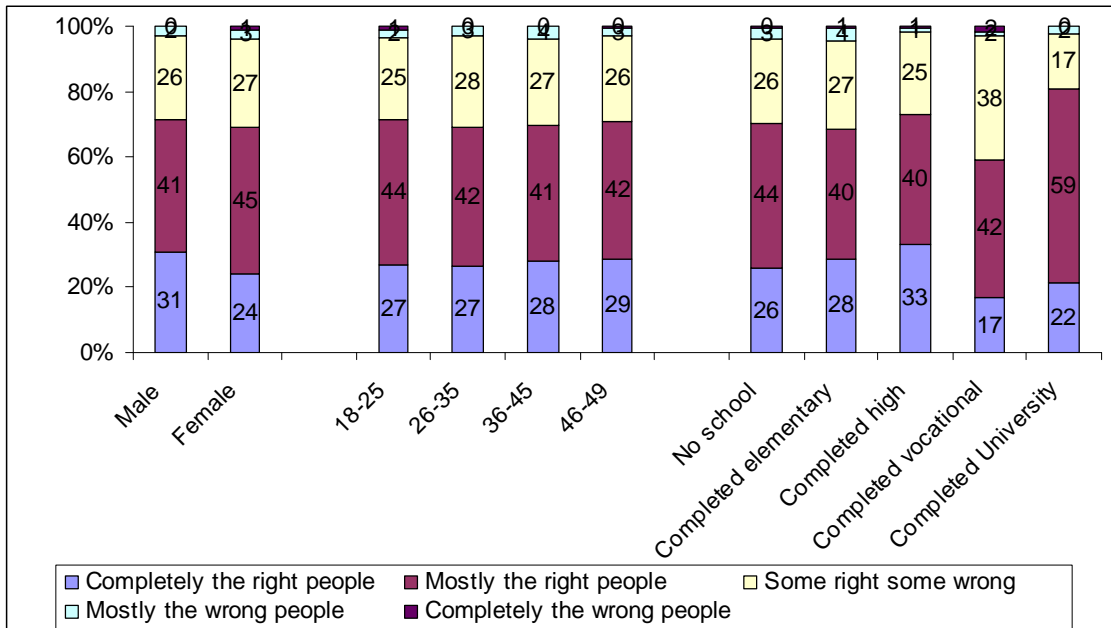
- Create more awareness of the SCSL with the public (76%);

- Put Charles Taylor trial on television (17%);
- Involve more foreign lawyers (14%);
- Increase the involvement of local chiefs (9%).

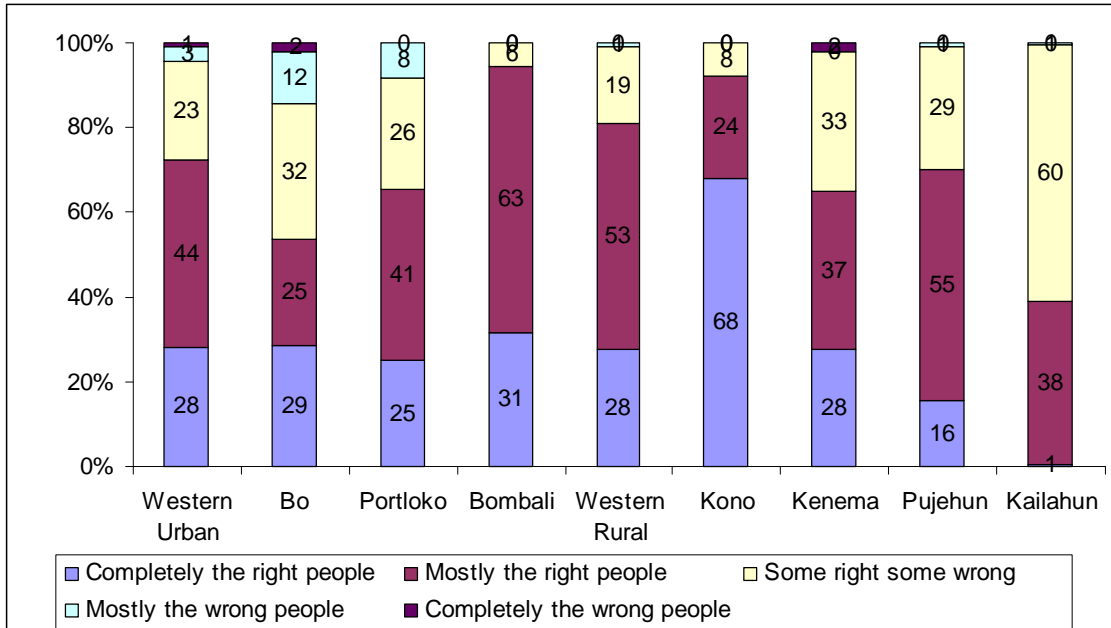
Those aware of the SCSL were also asked whether they thought that the right people were being brought to trial.

**Figure 67** shows that around 72% of respondents thought that the right people were being brought to trial (28% 'completely the right people', 43% 'mostly the right people').

**Figure 68** shows that there was some variation by district with respondents in Bombali most likely to think that the right people are being brought to trial and those in Kailahun least likely.



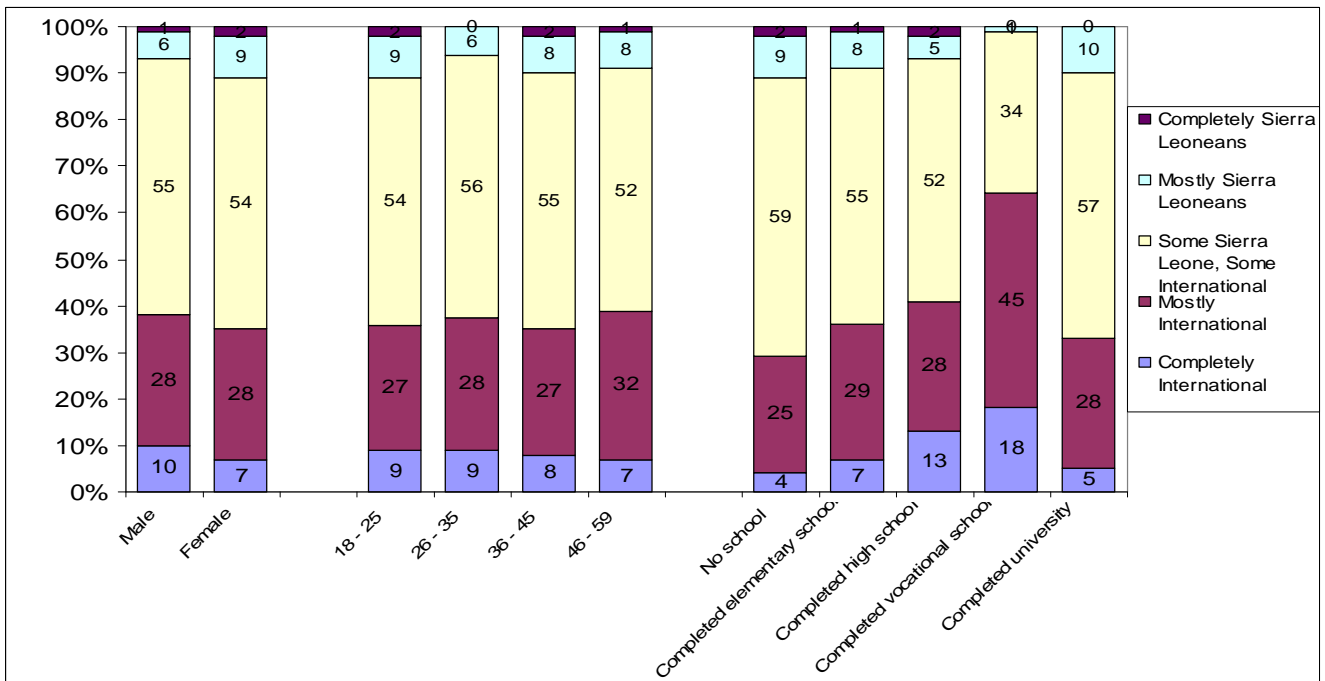
**Figure 67: Do you think the right people are being brought to trial by the Special Court - by gender, age and level of education (base= those aware of SCSL)**



**Figure 68: Do you think the right people are being brought to trial by the Special Court - by district (base= those aware of SCSL)**

Respondents were also asked how they would describe control of the SCSL.

**Figure 69** shows that the majority (65%) of respondents think that Sierra Leoneans have control of the SCSL - 2% think it is controlled completely by Sierra Leoneans, 8% think it is mostly controlled by Sierra Leoneans and 55% think it is controlled by a mix of Sierra Leoneans and international players.



**Figure 69: How would you describe control of the Special Court for Sierra Leone - by gender, age, and education (base = those aware of SCSL)**

Respondents were asked what should happen to people convicted by the Special Court. The most frequently mentioned responses were:

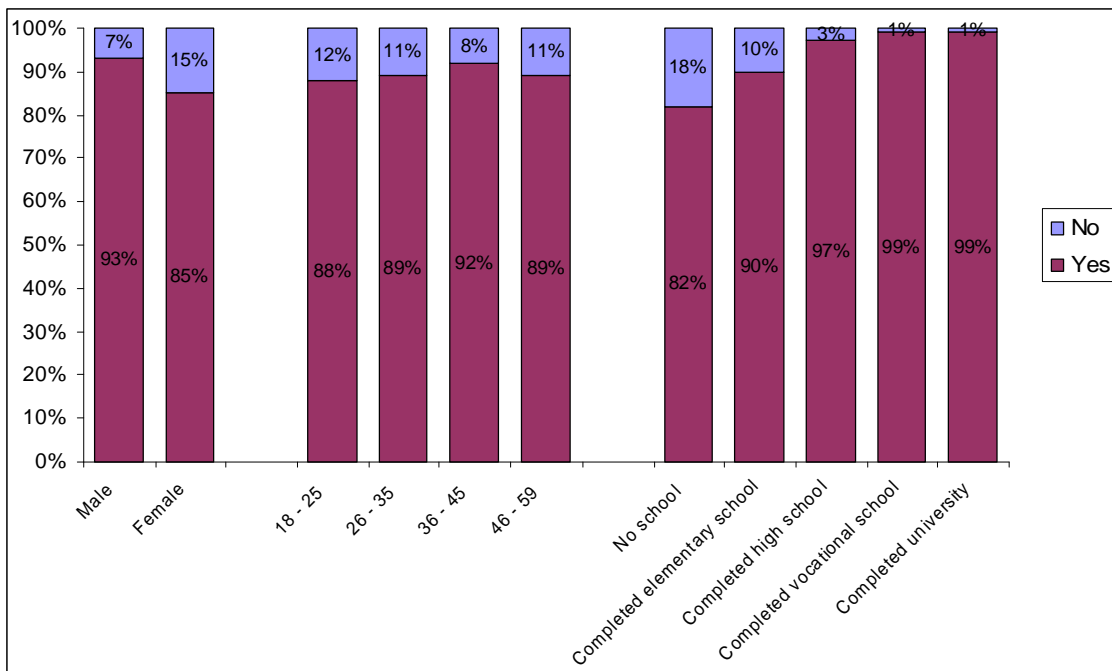
- Life imprisonment (60%);
- Death sentence (21%);
- Hard labour (19%);
- Follow the law (16%);
- Forgive or pardon (10%);
- Ten years imprisonment (4%);
- Twenty years imprisonment (2%).

The maximum sentence that the Special Court can hand down is life imprisonment.

### ***Awareness and attitudes towards the Charles Taylor Trial***

**Figure 70** shows the proportion of respondents who report being aware of the trial proceedings for Charles Taylor. Levels of awareness across the sample were high with around 89% of respondents reporting having heard of the trial.

**Table 36** shows responses by district – awareness was highest in Kailahun (99%) and lowest in Bombali (73%).



**Figure 70: Heard of Charles Taylor trial? (base = all respondents)**

	Heard about the trial of Charles Taylor (%)
Western Urban	90
Bo	86
Portloko	89
Bombali	73
Western Rural	89
Kono	92
Kenema	88
Pujehun	97
Kailahun	99

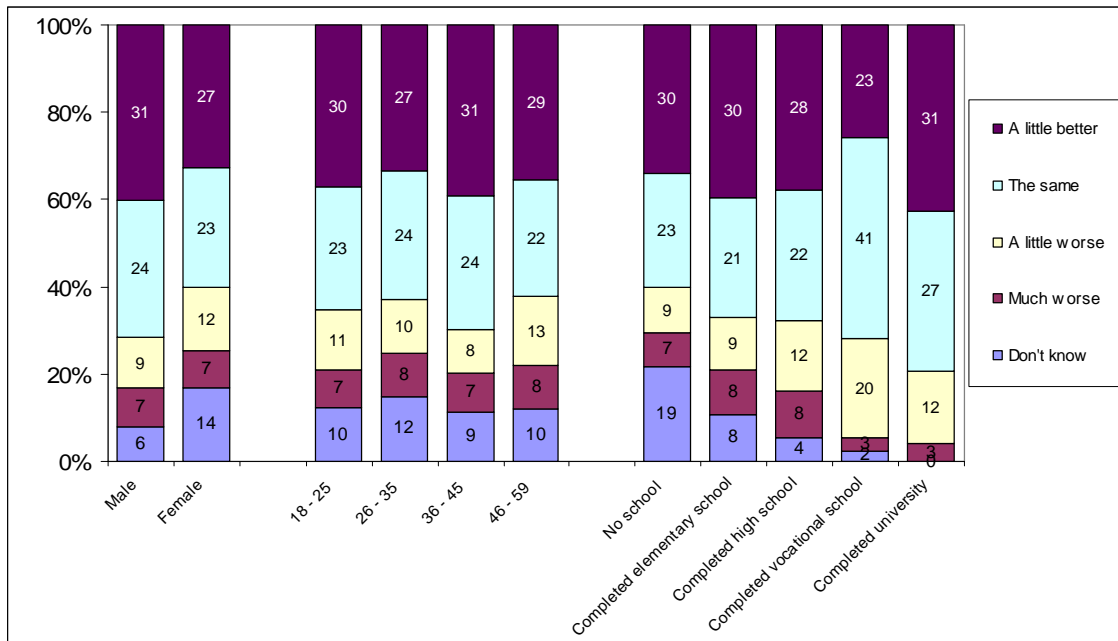
**Table 36: Heard of SCSL and heard of trial of Charles Taylor - by district (base = all respondents)**

Respondents who were aware of the trial of Charles Taylor were asked where he should be tried. The most frequent responses were:

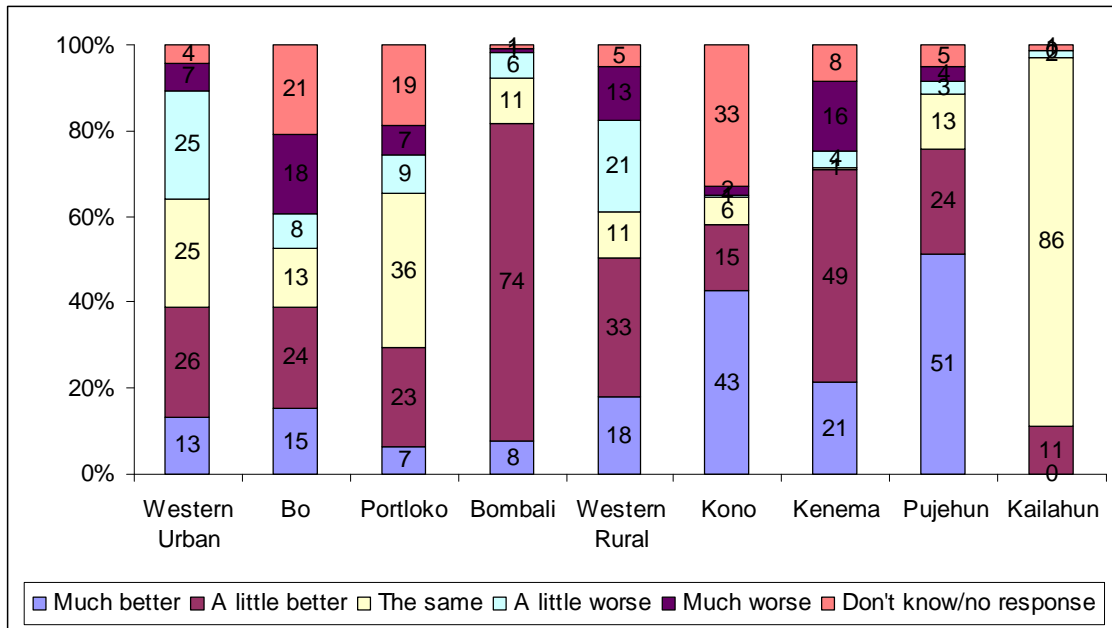
- The Hague (where it is now) (47%);
- Freetown (27%);
- Anywhere but Sierra Leone (14%);
- Liberia (6%).

Respondents were asked whether they thought that the information they will receive about the trial of Charles Taylor will be better or worse as a result of the trial being held outside of Sierra Leone.

**Figure 71** shows that most respondents thought the information they receive would be better as a result of the trial being held outside Sierra Leone. Around 49% feel that the information they receive would be much better (20%) or a little better (29%). Women and those with no formal education were more likely to respond 'don't know' to this question than other respondents. **Figure 72** shows the variation in responses by district.



**Figure 71: The trial of Charles Taylor is being held outside Sierra Leone. Will the information you get about the trial be better or worse than if the trial was held here - by gender, age and level of education (base = all aware of Charles Taylor Trial)**



**Figure 72: The trial of Charles Taylor is being held outside Sierra Leone. Will the information you get about the trial be better or worse than if the trial was held here - by district (base = all aware of Charles Taylor Trial)**

Respondents who were aware of the trial of Charles Taylor were asked where Taylor should serve his punishment if convicted. The most frequently mentioned responses were:

- The Hague (44%);
- Sierra Leone (27%);
- Anywhere but Sierra Leone (17%);
- Liberia (8%).

The British government agreed in June 2006 that if convicted, Taylor could serve his sentence in the UK.